



OCTOBER 2023 END OF MONTH FINANCIAL REPORTS

Page 2 – EOM Sustaining Membership and Revenue Charts and Graphs

Page 4 – EOM Financial Summary Reports

Page 6 - P&L BtoA Detail by Month

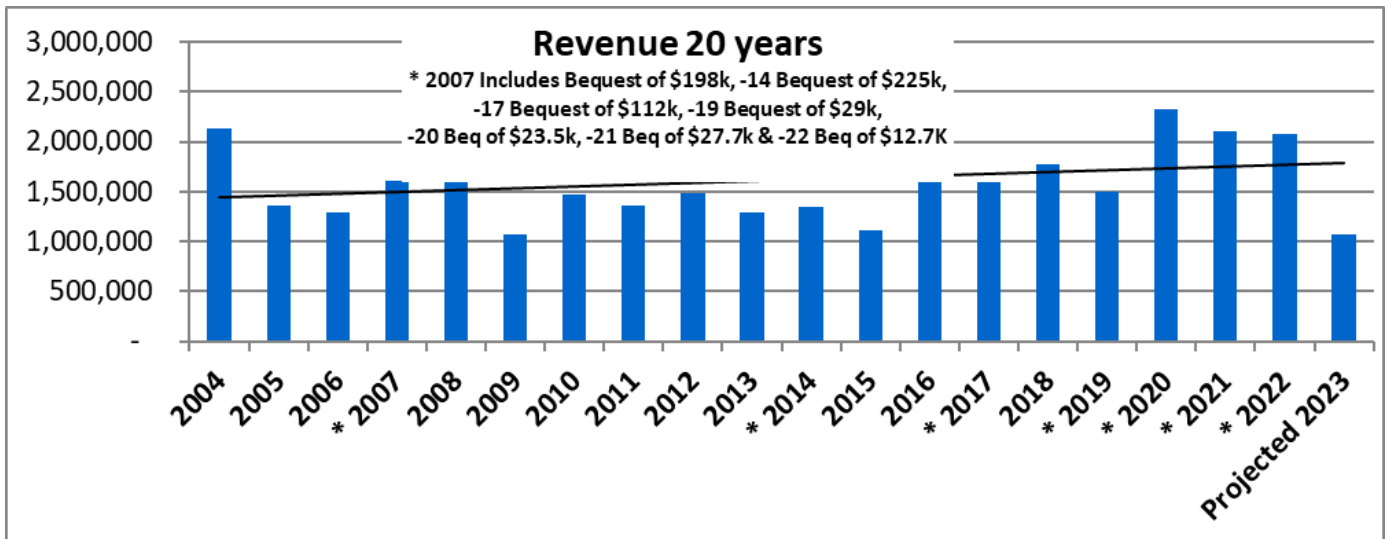
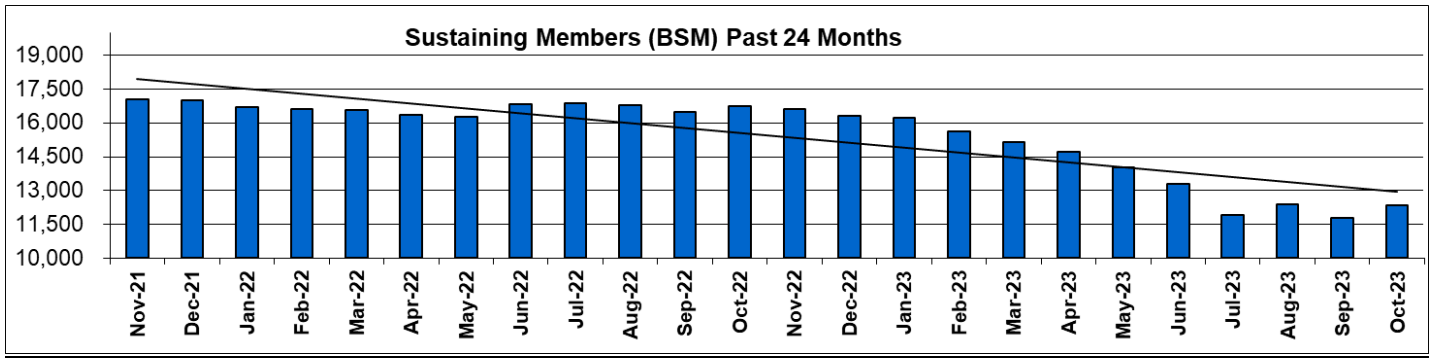
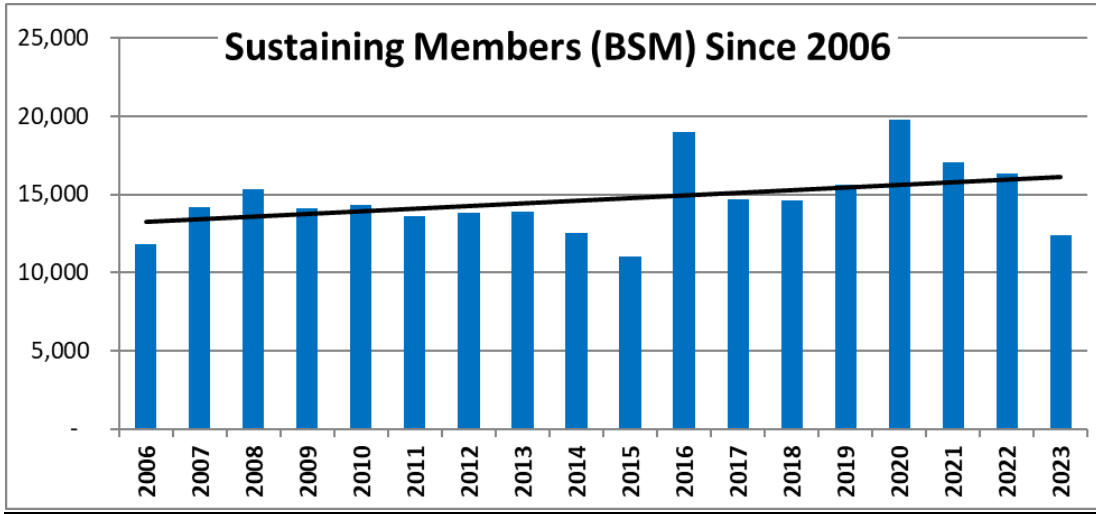
Page 8 – Balance Sheet Curr v. Prior Month Comparison

Page 10 - Cash Flow Report

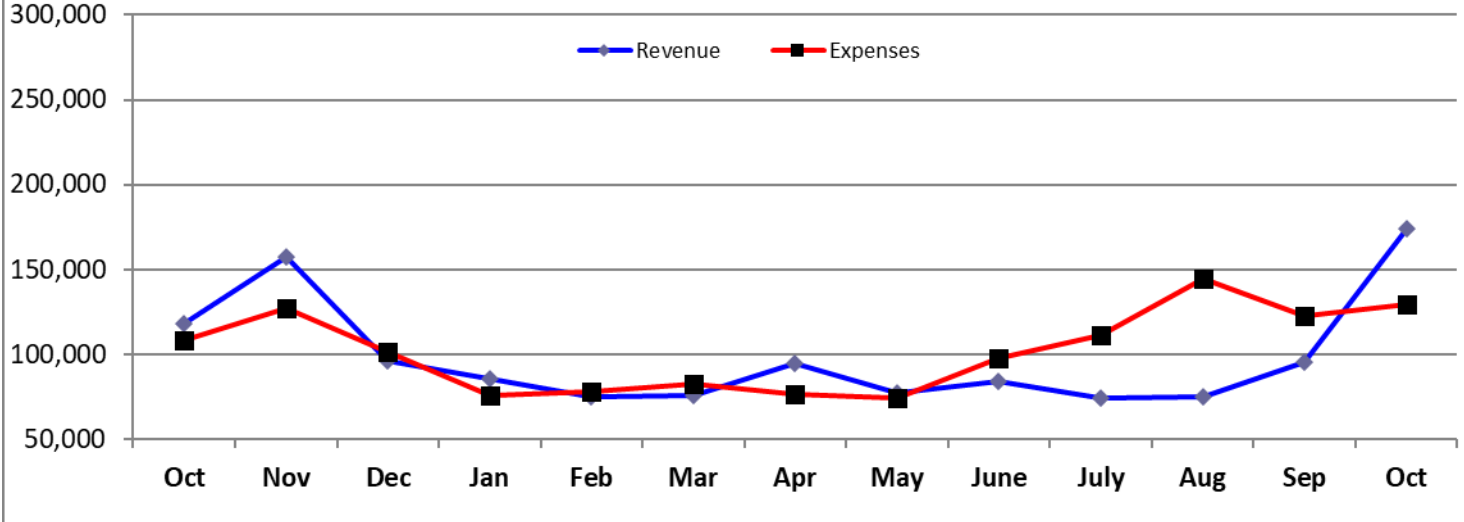
Page 11 – Related Party Transactions – *Updated through 11/13/23*

Page 11 – Chair’s Discretionary Disbursements

End of Month Reports – Charts



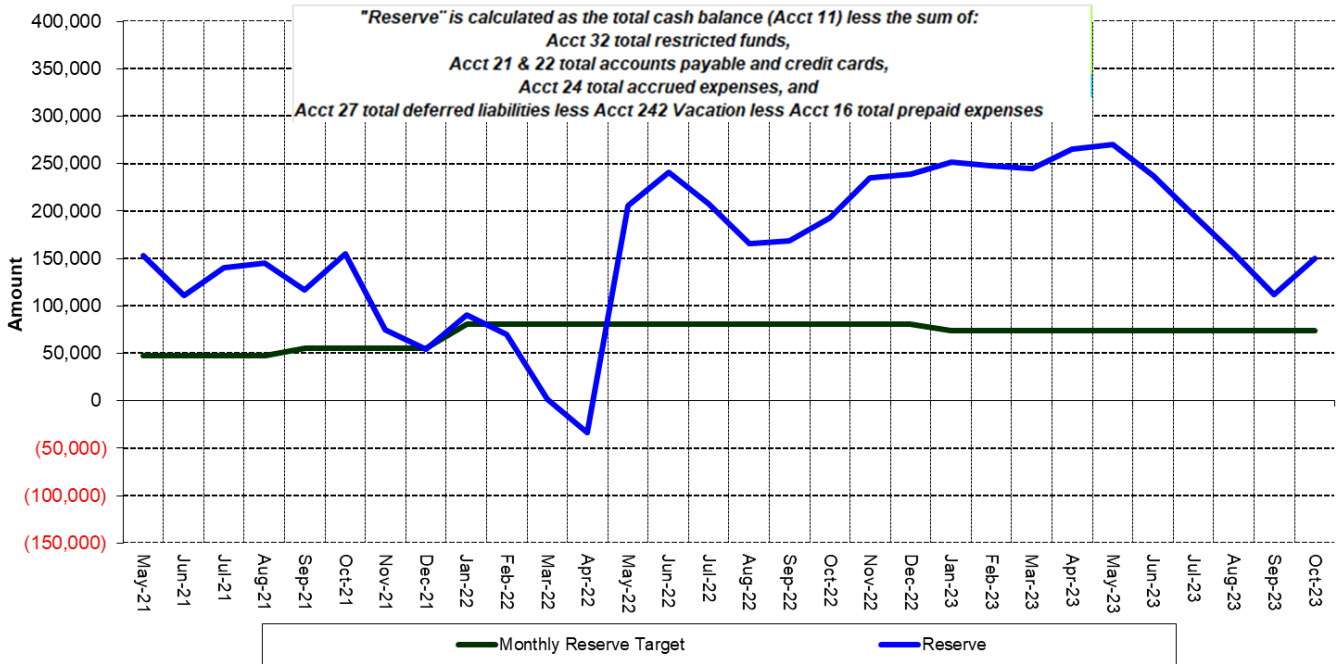
Monthly Revenue and Expenses - Past 12 Months - * Non Convention



Reserve Adequacy Trend (24 Months)

2023 Monthly Resv Target = \$74,120 * - Curr Month Resv = \$149,789

* Budget Amended 01/23



End of Month Reports – Financial Summary

Revenue - by Function as % of Total 2019 thru 2023 (Not Including Convention Packages)

	<u>2019</u>	<u>2020</u>	<u>2021</u>	<u>2022</u>	<u>2023</u>
Membership Revenue	622,486	879,035	700,830	618,573	276,773
% Total Non Conv Revenue	41%	42%	33%	36%	30%
General Fundraising	648,038	843,565	1,050,462	969,607	613,863
% Total Non Conv Revenue	43%	40%	50%	57%	67%
Project/Program/Other	230,807	363,056	357,632	120,567	19,215
% Total Non Conv Revenue	15%	17%	17%	7%	2%
Total Non Convention Revenue	1,501,331	2,085,656	2,108,924	1,708,747	909,852

P&L Acct Summary Last Month Plus YTD

January through October 2023

	<u>Jan 23</u>	<u>Feb 23</u>	<u>Mar 23</u>	<u>Apr 23</u>	<u>May 23</u>	<u>Jun 23</u>	<u>Jul 23</u>	<u>Aug 23</u>	<u>Sep 23</u>	<u>Oct 23</u>	<u>TOTAL</u>
Revenue											
4-4000 - Fundraising Membership Prog Rev	85,079	73,691	74,959	93,832	76,476	82,956	70,795	74,073	94,997	172,288	899,147
4-4100 - Restricted Project Revenue	316	1,047	527	443	1,028	1,002	680	596	543	1,595	7,779
4-4200 - Convention & Special Event Rev							2,192				2,192
4200 - 49999 - Events, Program, Other							733				733
Net Assets released from Restriction									5,842		5,842
Total Revenue	85,395	74,738	75,486	94,276	77,504	83,958	74,400	74,670	101,382	173,883	915,693
Expense											
7-7000 - Fundraising Membership Prog Exp	16,961	16,592	13,450	14,480	12,562	24,168	52,054	16,782	24,859	54,154	246,061
8000 - Salary & Related Expense	41,632	45,483	42,924	39,626	43,541	48,452	39,078	66,213	23,458	42,535	432,941
8100 - Admin & Overhead Expense	7,593	6,711	11,980	8,946	8,595	10,340	10,468	23,929	14,877	13,799	117,237
8200 - Professional Services	8,490	7,418	12,050	11,240	7,727	12,730	7,861	35,703	57,527	17,139	177,886
8300 - Depreciation Expense	1,846	1,846	1,846	1,846	1,846	1,846	1,846	1,846	1,846	1,846	18,459
Total Expense	76,521.66	78,049.30	82,249.60	76,137.89	74,270.89	97,535.03	111,307	144,472	122,567	129,473	992,584
Net Operating Income	8,873	(3,311)	(6,763)	18,138	3,233	(13,577)	(36,906)	(69,803)	(21,185)	44,411	(76,890)
Released from Restriction									(5,842)		(5,842)
Net Income	8,873	(3,311)	(6,763)	18,138	3,233	(13,577)	(36,906)	(69,803)	(27,027)	44,411	(82,732)

P&L Acct Summary Last Month Plus YTD (CONVENTION RESTRICTED)

January through October 2023

	<u>Jan 23</u>	<u>Feb 23</u>	<u>Mar 23</u>	<u>Apr 23</u>	<u>May 23</u>	<u>Jun 23</u>	<u>Jul 23</u>	<u>Aug 23</u>	<u>Sep 23</u>	<u>Oct 23</u>	<u>TOTAL</u>
Revenue											
Convention & Special Event Rev		243			3,802	12,513	11,865		4,332	8,198	40,952
Total Revenue	0	243	0	0	3,802	12,513	11,865	0	4,332	8,198	40,952
Expense											
Events and Conventions Exp			169								169
Total Expense	-	-	169.00	-	-	-	-	-	-	-	169
Net Operating Income	0	243	(169)	0	3,802	12,513	11,865	0	4,332	8,198	40,783
Net Income	0	243	(169)	0	3,802	12,513	11,865	0	4,332	8,198	40,783

Libertarian National Committee Inc

Balance Sheet Summary As of October 31, 2023

	TOTAL			
	AS OF OCT 31, 2023	AS OF SEP 30, 2023 (PP)	CHANGE	% CHANGE
▼ ASSETS				
▼ Current Assets				
Bank Accounts	213,595.23	212,486.96	1,108.27	0.52 %
Accounts Receivable	1,180.00	1,180.00	0.00	0.00 %
Other Current Assets	26,876.45	19,737.96	7,138.49	36.17 %
Total Current Assets	\$241,651.68	\$233,404.92	\$8,246.76	3.53 %
Fixed Assets	761,098.20	762,944.09	-1,845.89	-0.24 %
Other Assets	0.00	0.00	0.00	
TOTAL ASSETS	\$1,002,749.88	\$996,349.01	\$6,400.87	0.64 %
▼ LIABILITIES AND EQUITY				
▼ Liabilities				
▼ Current Liabilities				
Accounts Payable	13,054.93	9,329.57	3,725.36	39.93 %
Credit Cards	1,700.00	48,457.53	-46,757.53	-96.49 %
Other Current Liabilities	68,873.33	63,850.83	5,022.50	7.87 %
Total Current Liabilities	\$83,628.26	\$121,637.93	\$ -38,009.67	-31.25 %
Long-Term Liabilities	0.00	0.00	0.00	
Total Liabilities	\$83,628.26	\$121,637.93	\$ -38,009.67	-31.25 %
Equity	919,121.62	874,711.08	44,410.54	5.08 %
TOTAL LIABILITIES AND EQUITY	\$1,002,749.88	\$996,349.01	\$6,400.87	0.64 %

Profit & Loss Budget vs. Actual
January through October 2023

	<u>Oct 2023</u>			<u>Total</u>			<u>Temp. Restricted Convention</u>	
	<u>Actual</u>	<u>Budget</u>	<u>over Budget</u>	<u>Actual</u>	<u>Budget</u>	<u>over Budget</u>	<u>Oct-23</u>	<u>YTD</u>
Income								
4-4000 Fundraising Membership Prog Rev			0	0	0	0		
4000.10 Recurring Monthly Revenue	38,969	67,000	(28,031)	448,962	563,000	(114,038)		
4000.20 Other Membership Revenue	73,176	50,556	22,620	276,773	307,226	(30,453)		
4000.30 General Fundraising Revenue	54,010	26,042	27,968	120,540	223,374	(102,834)		
4000.40 Ballot Access - Voter Reg Rev	2,828	25,000	(22,172)	44,361	195,000	(150,639)		
4000.50 Campaign Candidate Support Rev	3,035	5,000	(1,965)	7,455	39,000	(31,545)		
4000.60 Affiliate Support Revenue	130	1,000	(870)	(159)	9,000	(9,159)		
4000.70 Historic Preservation Revenue	140	250	(110)	1,508	2,250	(742)		
4000.90 Joint Membership Affiliate Port			0	0	0	0		
Total 4-4000 Fundraising Membership Prog Rev	172,288	174,848	(2,560)	899,441	1,338,850	(439,409)	0	0
4-4100 Restricted Project Revenue			0	0	0	0		
4100.10 Building Fund Revenue	172	2,000	(1,828)	1,981	18,000	(16,019)		
4100.20 Legal Fund Revenue	1,423	300	1,123	5,799	2,700	3,099		
Total 4-4100 Restricted Project Revenue	1,595	2,300	(705)	7,780	20,700	(12,920)	0	0
4-4200 Convention & Special Event Rev			0	0	0	0		
4200.20 Convention Fundraising Revenue			0	0	0	0	8,198	40,952
Total 4-4200 Convention & Special Event Rev	0	0	0	0	0	0	8,198	40,952
4200 Events and Conventions			0	0	0	0		
4200-20 Conv Fundraising - Unrestricted			0	2,221	0	2,221		
4200-30 Other Events			0	410	0	410		
Total 4200 Events and Conventions	0	0	0	2,631	0	2,631	0	0
4800 Misc Income			0	0	0	0		
4850 Net Assets Released from Restriction			0	5,842	0	5,842		
Total 4800 Misc Income	0	0	0	5,842	0	5,842	0	0
Total Income	173,883	177,148	(3,265)	915,694	1,359,550	(443,856)	8,198	40,952
Gross Profit	173,883	177,148	(3,265)	915,694	1,359,550	(443,856)	8,198	40,952

Profit & Loss Budget vs. Actual
January through October 2023

Expenses	Oct 2023			Total			Temp. Restricted Convention	
7-7000 Fundraising Membership Prog Exp			0	0	0	0		
7000.10 Recurring Monthly Expense	600	10,000	(9,400)	8,358	100,000	(91,642)		
7000.20 Other Membership Expense	630	2,500	(1,870)	13,032	25,000	(11,968)		
7000.30 General Fundraising Expense	27,753	10,000	17,753	70,019	88,000	(17,981)		
7000.40 Ballot Access Fundraising Exp	72	1,500	(1,428)	7,567	12,000	(4,433)		
7000.50 Building Fundraising Expense		100	(100)	0	900	(900)		
7000.60 Credit Card Fees Expense	4,689	5,140	(451)	46,197	39,452	6,745		
7000.80 Core Services Expense			0	0	0	0		
7000.81 Outreach & Activism Expense	5,500	9,000	(3,500)	52,636	67,000	(14,364)		
7000.84 Ballot Access Petitioning Exp	10,000	50,000	(40,000)	36,870	100,000	(63,130)		
7000.86 Ballot Access Legal Expense		10,000	(10,000)	4,000	10,000	(6,000)		
7000.87 Ballot Access Lobbying Exp		2,500	(2,500)	0	20,000	(20,000)		
7000.88 Campaign Candidate Support Exp	3,000	0	3,000	5,317	49,000	(43,683)		
7000.89 Affiliate Support Expense		0	0	21	0	21		
7000.90 Historic Preservation Expense	1,910	250	1,660	2,047	2,000	47		
Total 7000.80 Core Services Expense	20,410	71,750	(51,340)	100,891	248,000	(147,109)	0	0
Total 7-7000 Fundraising Membership Prog Exp	54,154	100,990	(46,836)	246,063	513,352	(267,289)	0	0
7-7200 Convention & Special Event Expe			0	0	0	0		
7200.30 Convention Fundraising Expense			0	0	0	0	0	169
Total 7-7200 Convention & Special Event Expe	0	0	0	0	0	0	0	169
8000 Salary & Related Expense			0	0	0	0		
8005 Salary Hourly Bonus Sick & Vac	22,467	49,000	(26,533)	344,263	439,000	(94,737)		
8010 Hourly Wages (Admin Portion)			0	1,861	0	1,861		
8015 Contractor Admin & Internships	14,200	0	14,200	24,026	500	23,526		
8020 Employer Cont to P/R Tax	1,986	2,589	(603)	27,686	19,821	7,865		
8030 Employer Cont to 401K & Adm	1,204	1,864	(660)	7,015	14,268	(7,253)		
8040 Fed & State Unemployment		50	(50)	923	500	423		
8060 Health Insurance	805	3,521	(2,716)	18,457	26,958	(8,501)		
8065 Workers Comp Insurance		130	(130)	1,615	1,240	375		
8070 Other Bens, Gdwll & Training		60	(60)	0	600	(600)		
8080 Payroll Service Fees	1,873	215	1,658	7,096	2,070	5,026		
Total 8000 Salary & Related Expense	42,535	57,429	(14,894)	432,940	504,957	(72,017)	0	0
8100 Admin & Overhead Expense			0	0	0	0		
8110 Ofc Supplies & Non Cap Equipmt	226	180	46	1,558	1,640	(82)		
8120 Telephone & Data Services	1,246	650	596	8,931	6,500	2,431		
8125 Equipment Leases & Maint.		65	(65)	0	650	(650)		
8130 Postage & Shipping	744	130	614	4,589	1,300	3,289		
8140 Travel, Meeting, & Meals Exp		1,000	(1,000)	25,597	23,700	1,897		
8160 Insurance - D/O Cyber - Other	1,225	1,500	(275)	13,013	15,000	(1,987)		
8170 Occupancy Expenses			0	0	0	0		
8170-20 Utilities Expense	389	420	(31)	4,227	4,160	67		
8170-30 Property Taxes, Fees & Permits	2,334	750	1,584	9,314	7,500	1,814		
8170-40 Maintenance, Cleaning & Repairs	540	420	120	4,682	4,160	522		
8170-50 Property / GL Insurance	241	250	(9)	2,375	2,500	(125)		
8170-60 Assc Fees, Rent & Storage		240	(240)	1,260	2,120	(860)		
Total 8170 Occupancy Expenses	3,503	2,080	1,423	21,858	20,440	1,418	0	0
8180 Printing & Copying	1,517	500	1,017	2,464	5,000	(2,536)		
8190 Software, Hardware & Other IT	4,033	4,697	(664)	35,842	46,966	(11,124)		
8195 Other Expenses & Bank Fees	1,305	333	972	3,385	3,333	52		
Total 8100 Admin & Overhead Expense	13,799	11,135	2,664	117,236	124,529	(7,293)	0	0
8200 Professional Services			0	0	0	0		
8210 Legal			0	0	0	0		
8210-10 Legal - General		6,250	(6,250)	78,676	62,500	16,176		
Total 8210 Legal	0	6,250	(6,250)	78,676	62,500	16,176	0	0
8220 Accounting	13,862	0	13,862	56,730	18,000	38,730		
8230 FEC Filing & Consulting	2,000	4,000	(2,000)	22,000	40,000	(18,000)		
8240 Computer Services	1,278	6,000	(4,723)	20,480	68,000	(47,520)		
8250 Other Professional Services		250	(250)	0	2,500	(2,500)		
Total 8200 Professional Services	17,139	16,500	639	177,885	191,000	(13,115)	0	0
8300 Depreciation Expense	1,846	2,000	(154)	18,459	20,000	(1,541)		
Total Expenses	129,473	188,054	(58,581)	992,584	1,353,838	(361,254)	0	169
Net Operating Income	44,411	(10,906)	55,317	(76,891)	5,712	(82,603)	8,198	40,783
Other Income								
8600 Released from Restriction			0	(5,842)	0	(5,842)		
Total Other Income	0	0	0	(5,842)	0	(5,842)	0	0
Net Income	44,411	(10,906)	55,317	(82,732)	5,712	(88,444)	8,198	40,783

Balance Sheet Current vs Prior Month

As of October 31, 2023

	As of Oct 31, 2023	As of Sep 30, 2023 (PP)	Change	% Change
ASSETS				
Current Assets				
Bank Accounts				
11 Cash	0	0	0	
111U PNC Checking 8115 (Unrest)	142,625	171,136	(28,511)	-16.66%
112U Truist xxx8394 (Unrestricted)	67,351	32,146	35,205	109.51%
113R PNC Check 2497 (Restricted)	0	5,586	(5,586)	-100.00%
115R Truist xxx5311 (Rest Legal)	3,619	3,619	0	0.00%
Total 11 Cash	213,595	212,487	1,108	0.52%
Total Bank Accounts	213,595	212,487	1,108	0.52%
Accounts Receivable				
12 Accounts Receivable	1,180	1,180	0	0.00%
Total Accounts Receivable	1,180	1,180	0	0.00%
Other Current Assets				
1501 Undeposited Funds - civi	17,913	8,448	9,464	112.02%
1504 Undeposited Funds - Cash	0	860	(860)	-100.00%
16 Prepaid Expenses	0	0	0	
166 Prepaid Insurance	8,795	10,261	(1,466)	-14.29%
167 Prepaid Convention - Spec Event			0	
167-10 Prepaid Convention General Exp	169	169	0	0.00%
Total 167 Prepaid Convention - Spec Event	169	169	0	0.00%
Total 16 Prepaid Expenses	8,964	10,430	(1,466)	-14.05%
Total Other Current Assets	26,876	19,738	7,138	36.17%
Total Current Assets	241,652	233,405	8,247	3.53%
Fixed Assets				
17 Fixed Assets			0	
172 Furniture & Fixtures	25,879	25,879	0	0.00%
173 Office Equipment	16,797	16,797	0	0.00%
174 Computer Hardware	36,449	36,449	0	0.00%
175 Computer Software	134,614	134,614	0	0.00%
177 Office Building	0	0	0	
177-10 Physical Structure	477,119	477,119	0	0.00%
177-20 Land	347,881	347,881	0	0.00%
Total 177 Office Building	825,000	825,000	0	0.00%
178 Ofc Imprmnt Acq & Capt Expense	70,519	70,519	0	0.00%
179 Accumulated Depreciation	(348,159)	(346,313)	(1,846)	-0.53%
Total 17 Fixed Assets	761,098	762,944	(1,846)	-0.24%
Total Fixed Assets	761,098	762,944	(1,846)	-0.24%
TOTAL ASSETS	1,002,750	996,349	6,401	0.64%

Balance Sheet Current vs Prior Month

As of October 31, 2023

	As of Oct 31, 2023	As of Sep 30, 2023 (PP)	Change	% Change
LIABILITIES AND EQUITY				
Liabilities				
Current Liabilities				
Accounts Payable				
21 Accounts Payable	13,055	9,330	3,725	39.93%
Total Accounts Payable	13,055	9,330	3,725	39.93%
Credit Cards				
22 Credit Cards			0	
2225 BB&T Visa	1,700	48,458	(46,758)	-96.49%
Total 22 Credit Cards	1,700	48,458	(46,758)	-96.49%
Total Credit Cards	1,700	48,458	(46,758)	-96.49%
Other Current Liabilities				
24 Accrued Expenses			0	
241 Accrued Payroll	12,026	6,871	5,155	75.02%
242 Accrued Vacation	12,589	18,844	(6,255)	-33.19%
245 Accrued Real Estate Tax	0	2,327	(2,327)	-100.00%
Total 24 Accrued Expenses	24,616	28,042	(3,427)	-12.22%
25 Accrued Payroll Taxes			0	
252 401(k) Liability	0	330	(330)	-100.00%
Total 25 Accrued Payroll Taxes	0	330	(330)	-100.00%
26 Accrued Organizational Taxes			0	
264 Sales Tax Liability			0	
264-1 Sales Tax Liability - CA	35	24	11	47.71%
264-2 Sales Tax Liability - CO	0	24	(24)	-100.00%
264-2-1 Douglas County	12		12	
264-2-3 Arapahoe County	28		28	
264-2-4 Boulder County	4		4	
264-2-5 El Paso County	1		1	
264-2-6 Adams County	5		5	
Total 264-2 Sales Tax Liability - CO	50	24	26	108.03%
264-3 Sales Tax Liability - PA	14	4	10	237.25%
264-4 Sales Tax Liability - TX	46	12	35	290.33%
264-5 Sales Tax Liability - VA	22	5	17	325.63%
Total 264 Sales Tax Liability	168	69	99	142.40%
Total 26 Accrued Organizational Taxes	168	69	99	142.40%
27 Deferred Liabilities			0	
272 Deferred Convention Revenue	0	0	0	
272-20 Deferred Convention Fundraising	40,952	32,754	8,198	25.03%
Total 272 Deferred Convention Revenue	40,952	32,754	8,198	25.03%
276 Joint Affiliate Portion of Rev	3,138	2,656	482	18.16%
Total 27 Deferred Liabilities	44,090	35,410	8,680	24.51%
Total Other Current Liabilities	68,873	63,851	5,023	7.87%
Total Current Liabilities	83,628	121,638	(38,010)	-31.25%
Total Liabilities	83,628	121,638	(38,010)	-31.25%
Equity				
31 General Operating	1,000,124	1,000,124	0	0.00%
32 Temp. Restricted Balances			0	
3204 Fund - Campus	1,730	1,730	0	0.00%
Total 32 Temp. Restricted Balances	1,730	1,730	0	0.00%
Net Income	(82,732)	(127,143)	44,411	34.93%
Total Equity	919,122	874,711	44,411	5.08%
TOTAL LIABILITIES AND EQUITY	1,002,750	996,349	6,401	0.64%

Libertarian National Committee Inc
Statement of Cash Flows
January - October, 2023

	Oct 2023	Total
OPERATING ACTIVITIES		
Net Income	44,411	(82,732)
12 Accounts Receivable		(1,180)
1501 Undeposited Funds - civi	(9,464)	(17,913)
1504 Undeposited Funds - Cash	860	0
161-10 Prepaid Expenses: Bulk Mail Account: Prepaid Bulk Mail VA		711
166 Prepaid Expenses: Prepaid Insurance	1,466	(2,277)
167-10 Prepaid Expenses: Prepaid Convention - Spec Event: Prepaid Convention General Exp		(169)
169 Prepaid Expenses: Other Prepaid Expense		5,870
21 Accounts Payable	3,725	12,172
2225 Credit Cards: BB&T Visa	(46,758)	1,700
241 Accrued Expenses: Accrued Payroll	5,155	(7,837)
242 Accrued Expenses: Accrued Vacation	(6,255)	(9,480)
244 Accrued Expenses: Other Accrued Expenses		(3,381)
245 Accrued Expenses: Accrued Real Estate Tax	(2,327)	0
252 Accrued Payroll Taxes: 401(k) Liability	(330)	0
264-1 Accrued Organizational Taxes: Sales Tax Liability: Sales Tax Liability - CA	11	35
264-2 Accrued Organizational Taxes: Sales Tax Liability: Sales Tax Liability - CO	(24)	0
264-2-1 Accrued Organizational Taxes: Sales Tax Liability: Sales Tax Liability - CO: Douglas County	12	12
264-2-3 Accrued Organizational Taxes: Sales Tax Liability: Sales Tax Liability - CO: Arapahoe County	28	28
264-2-4 Accrued Organizational Taxes: Sales Tax Liability: Sales Tax Liability - CO: Boulder County	4	4
264-2-5 Accrued Organizational Taxes: Sales Tax Liability: Sales Tax Liability - CO: El Paso County	1	1
264-2-6 Accrued Organizational Taxes: Sales Tax Liability: Sales Tax Liability - CO: Adams County	5	5
264-3 Accrued Organizational Taxes: Sales Tax Liability: Sales Tax Liability - PA	10	14
264-4 Accrued Organizational Taxes: Sales Tax Liability: Sales Tax Liability - TX	35	46
264-5 Accrued Organizational Taxes: Sales Tax Liability: Sales Tax Liability - VA	17	22
272-20 Deferred Liabilities: Deferred Convention Revenue: Deferred Convention Fundraising	8,198	40,952
276 Deferred Liabilities: Joint Affiliate Portion of Rev	482	3,138
Total Adjustments to reconcile Net Income to Net Cash provided by operations:	(45,148)	22,473
Net cash provided by operating activities	(738)	(60,259)
INVESTING ACTIVITIES		
179 Fixed Assets: Accumulated Depreciation	1,846	18,459
Net cash provided by investing activities	1,846	18,459
FINANCING ACTIVITIES		
31 General Operating		5,929
3210 Temp. Restricted Balances: Fund - Building		(4,635)
3213 Temp. Restricted Balances: Fund - Legal Action Fund		(1,293)
Net cash provided by financing activities	0	0
Net cash increase for period	1,108	(41,800)

RELATED PARTY TRANSACTIONS AS OF: 11/13/2023

Related Party Donations	BSM Expires	Date of Last Contribution	Amount	YTD Contributions	Lifetime Giving (Since 1990)	Liberty Pledge Club
Gary Alvstad	Life Member	06/06/23	\$ 50.00	\$ 150.00	\$ 3,856.60	
David Benner III	03/30/24	03/30/23	\$ 25.00	\$ 50.00	\$ 787.00	
Dustin Blankenship	12/27/23	11/04/23	\$ 25.00	\$ 319.23	\$ 935.73	Yes
Richard Bowen	12/31/23	11/01/23	\$ 21.00	\$ 251.00	\$ 3,188.00	Yes
Richard Burke	09/20/24	10/31/23	\$ 25.00	\$ 50.00	\$ 1,381.15	
Joshua Clark	12/31/23	08/01/23	\$ 125.00	\$ 875.00	\$ 2,279.00	Yes
Martin Cowen	Life Member	11/01/23	\$ 5.00	\$ 1,906.91	\$ 7,945.23	Yes
Randall Daniel	01/01/24	02/05/23	\$ 25.00	\$ 95.00	\$ 660.75	
Otto Dassing	01/01/24	11/01/23	\$ 25.00	\$ 375.00	\$ 1,127.50	Yes
Miguel Duque	08/04/23	07/10/23	\$ 33.99	\$ 109.08	\$ 309.83	Yes
Joseph Ecklund	11/06/23	02/03/23	\$ 25.00	\$ 25.00	\$ 469.00	
Carrie Eiler	Life Member	11/07/23	\$ 104.20	\$ 174.20	\$ 2,595.72	
Bryan Elliott	Life Member	05/15/23	\$ 20.00	\$ 635.00	\$ 4,756.00	
Patrick Ford	08/01/24	08/25/23	\$ 100.00	\$ 145.00	\$ 1,145.30	
Linnea Gabbard	03/26/24	06/26/23	\$ 5.00	\$ 40.00	\$ 831.75	
Todd Hagopian	Life Member	11/08/23	\$ 50.00	\$ 1,534.76	\$ 6,872.76	Yes
Robley Hall	12/31/23	11/01/23	\$ 5.00	\$ 55.00	\$ 589.00	Yes
Adam Haman	06/18/24	11/09/23	\$ 104.20	\$ 287.61	\$ 910.61	
Caryn Ann Harlos	Life Member	11/01/23	\$ 128.75	\$ 2,319.86	\$ 13,507.83	Yes
Meredith Hays	05/28/23	05/28/23	\$ 25.00	\$ 25.00	\$ 150.00	
Gregory Hertzsch	06/01/24	11/01/23	\$ 10.00	\$ 2,358.00	\$ 20,266.15	
William Hyman	04/01/24	11/01/23	\$ 5.15	\$ 56.65	\$ 898.50	Yes
Adrian Malagon	08/31/22	11/01/23	\$ 5.15	\$ 205.75	\$ 1,916.10	
Angela McArdle	12/31/23	11/01/23	\$ 5.00	\$ 75.02	\$ 2,954.62	Yes
Dustin Nanna	06/08/24	06/08/23	\$ 25.00	\$ 747.55	\$ 4,915.55	
Steven Nekhaila	Life Member	11/01/23	\$ 100.00	\$ 2,300.00	\$ 10,340.45	Yes
Connor Nepomuceno	03/01/24	11/01/23	\$ 5.00	\$ 91.05	\$ 3,238.52	
Donavan Pantke, in memoriam	12/08/23	08/31/23	\$ 52.50	\$ 1,265.50	\$ 6,221.30	
William Redpath	Life Member	10/24/23	\$ 17.00	\$ 188.00	\$ 137,064.00	
Michael Rufo	07/23/23	09/09/23	\$ 25.00	\$ 400.00	\$ 2,347.50	
Joshua Smith	05/04/23	11/11/23	\$ 5.00	\$ 179.34	\$ 2,448.34	
Mark Tuniewicz	Life Member	08/28/23	\$ 100.00	\$ 121.63	\$ 4,771.58	
Beth Vest	Life Member	11/11/23	\$ 10.30	\$ 113.30	\$ 3,099.00	
Andrew Watkins	Life Member	11/10/23	\$ 25.00	\$ 225.00	\$ 2,543.00	
Katherine Yeniscavich	Life Member	10/31/23	\$ 145.00	\$ 513.67	\$ 2,800.01	
Total Contributions (Curr Board):			\$ 1,412.24	\$ 18,113.11	\$ 256,266.78	

Related Party Disbursements	Memo	MTD Disbursements	YTD Disbursements
Free Libertarian Party New Mexico	State Membership Transfer	\$ -	\$ 75.00
LPAK - LP Alaska	State Membership Transfer	\$ -	\$ 550.00
LPCA - LP California	State Membership Transfer	\$ -	\$ 700.00
LPOH - LP Ohio	Ballot Access	\$ 7,500.00	\$ 7,500.00
LPME - LP ME	Ballot Access	\$ 2,500.00	\$ 2,500.00
LPVA - LP Virginia	State Membership Transfer		\$ 21.11
Redpath, William	Reimbursed BA Travel	\$ -	\$ 869.76
	Total Disbursements:	\$ 10,000.00	\$ 12,215.87

CHAIR'S DISCRETIONARY DISBURSEMENTS FOR 2023

Chair	Memo	MTD	YTD
Angela McArdle	Reimbursement General Fundraising		\$ 1,297.15