

Libertarian National Committee - Membership Report

"Donor" Totals - May-08

18 Month Comparison

	Dec-06	Jan-07	Feb-07	Mar-07	Apr-07	May-07	Jun-07	Jul-07	Aug-07	Sep-07	Oct-07	Nov-07	Dec-07	Jan-08	Feb-08	Mar-08	Apr-08	May-08
Active w-MEM	11014	11344	11921	12144	12333	12692	13133	13359	13551	13492	13149	13309	14181	14171	13908	13809	13579	13820
Active w/out MEM	778	803	891	965	852	791	792	817	822	794	769	771	924	941	1011	1032	1025	1057
Total	11792	12147	12812	13109	13185	13483	13925	14176	14373	14286	13918	14080	15105	15112	14919	14841	14604	14877
Percent Change	-1.90%	3.01%	5.47%	2.32%	0.58%	2.26%	3.28%	1.80%	1.39%	-0.61%	-2.58%	1.16%	7.28%	0.05%	-1.28%	-0.52%	-1.60%	1.87%

Lapsed MEM	928	336	396	783	659	671	613	547	587	743	1367	812	718	724	1028	1111	959	1137
Lapes w/out MEM	56	22	22	35	114	70	49	49	52	35	60	24	13	27	59	79	76	94
Lapsed Total	984	358	418	818	773	741	662	596	639	778	1427	836	731	751	1087	1190	1035	1231
Percent Change	-17.10%	-63.62%	16.76%	95.69%	-5.50%	-4.14%	-10.66%	-9.97%	7.21%	21.75%	83.42%	-41.42%	-12.56%	2.74%	44.74%	9.48%	-13.03%	18.94%

New Donors w-MEM	132	240	196	196	170	181	299	195	244	230	285	165	319	228	287	208	291	955
New w/out MEM	0	0	2	0	0	0	4	0	0	0	0	1	83	33	107	36	35	75
New Total	132	240	198	196	170	181	303	195	244	230	285	166	402	261	394	244	326	1030
Percent Change	-35.29%	81.82%	-17.50%	-1.01%	-13.27%	6.47%	67.40%	-35.64%	25.13%	-5.74%	23.91%	-41.75%	142.17%	-35.07%	50.96%	-38.07%	33.61%	215.95%

Renewed w-MEM	614	426	777	810	678	849	755	578	535	454	739	807	1271	486	478	804	438	423
Renewed w/out MEM	10	47	108	109	1	9	46	74	57	7	35	25	83	11	22	64	34	51
Total Renewals	624	473	885	919	679	858	801	652	592	461	774	832	1354	497	500	868	472	474
Percent Change	-19.28%	-24.20%	87.10%	3.84%	-26.12%	54.20%	-6.64%	-18.60%	-9.20%	-22.13%	67.90%	7.49%	62.74%	-63.29%	0.60%	73.60%	-45.62%	0.42%

Active MEM	11014	11344	11921	12144	12333	12692	13133	13359	13551	13492	13149	13309	14181	14171	13908	13809	13579	13820
Zero Dues MEM	93718	93754	93537	93517	93438	93479	93163	93082	93127	93410	94021	94018	93567	93824	94355	94640	95183	95510
Total "MEM"	104732	105098	105458	105661	105771	106171	106296	106441	106678	106902	107170	107327	107748	107995	108263	108449	108762	109330
Percent Change	0.35%	0.35%	0.34%	0.19%	0.10%	0.38%	0.12%	0.14%	0.22%	0.21%	0.25%	0.15%	0.39%	0.23%	0.25%	0.17%	0.29%	0.52%

Total "LIFETIME"	1861	n/a	n/a	n/a	n/a	n/a	n/a	n/a	n/a	1908	1918	1921	1930	1930	1933	1936	1937	1941
-------------------------	-------------	------------	------------	------------	------------	------------	------------	------------	------------	-------------	-------------	-------------	-------------	-------------	-------------	-------------	-------------	-------------

Last Year vs. This Year

	May-07	May-08	Change
Active w-MEM	12692	13820	8.89%
Active w/out MEM	791	1057	33.63%
Total Active	13483	14877	10.34%

Active Donors w-MEM = 13820

Lapsed & Zero Dues MEM = 95510

Total "MEM" w-Signed Certificate = 109330

Lapsed	741	1231	66.13%
--------	-----	------	--------

Member Signed Certificate = "MEM"

New Donors	181	1030	469.06%
------------	-----	------	---------

Renewals	858	474	-44.76%
----------	-----	-----	---------

May-08 MEMBERSHIP BY STATE --- ACTIVE AND NON ACTIVE

<u>STATE</u>	<u>TOTAL "MEM"</u>	<u>NON ACTIVE "MEM"</u>	<u>ACTIVE "MEM"</u>	<u>ACTIVE "SUB"</u>	<u>TOTAL "ACTIVE"</u>
AK	604	535	69	2	71
AL	1299	1115	184	19	203
AR	678	595	83	5	88
AZ	2624	2290	334	29	363
CA	17562	15618	1944	147	2091
CO	2978	2519	459	37	496
CT	1218	1037	181	14	195
DC	293	257	36	6	42
DE	326	283	43	5	48
FL	6323	5452	871	66	937
GA	5145	4592	553	30	583
HI	437	384	53	5	58
IA	800	702	98	8	106
ID	609	549	60	2	62
IL	3644	3153	491	47	538
IN	2437	2103	334	26	360
KS	1003	847	156	7	163
KY	856	747	109	10	119
LA	773	660	113	8	121
MA	2501	2251	250	22	272
MD	1964	1684	280	27	307
ME	684	613	71	8	79
MI	4500	4011	489	35	524
MN	1671	1462	209	13	222
MO	1831	1581	250	21	271
MS	459	413	46	7	53

<u>STATE</u>	<u>TOTAL "MEM"</u>	<u>NON ACTIVE "MEM"</u>	<u>ACTIVE "MEM"</u>	<u>ACTIVE "SUB"</u>	<u>TOTAL "ACTIVE"</u>
MT	408	359	49	7	56
NC	2588	2238	350	24	374
ND	130	109	21	0	21
NE	466	404	62	2	64
NH	1201	1046	155	14	169
NJ	2544	2236	308	27	335
NM	949	827	122	8	130
NV	1461	1238	223	15	238
NY	3861	3313	548	64	612
OH	3711	3122	589	48	637
OK	773	680	93	10	103
OR	1906	1707	199	15	214
PA	4916	4368	548	34	582
RI	221	198	23	0	23
SC	1299	1034	265	15	280
SD	185	151	34	1	35
TN	1863	1578	285	11	296
TX	6612	5831	781	60	841
UT	917	825	92	7	99
VA	3339	2824	515	31	546
VT	352	316	36	7	43
WA	3685	3283	402	17	419
WI	1505	1292	213	14	227
WV	503	449	54	3	57
WY	264	226	38	3	41
OTHER	452	403	49	14	63

	<u>TOTAL "MEM"</u>	<u>NON ACTIVE "MEM"</u>	<u>ACTIVE "MEM"</u>	<u>ACTIVE "SUB"</u>	<u>TOTAL "ACTIVE"</u>
TOTALS	109330	95510	13820	1057	14877

DEFINITIONS: MEM = Member Signed Certificate

Total MEM = Total # Constituents Per State w-Member Signed Certificate

NON ACTIVE MEM = Const w-Signed Certificate who are Lapsed or Inquires ("Zero Dues Member")

ACTIVE MEM = Current Dues Paying or Lifetime Donor w-Signed Certificate (By Law Definition of "Sustaining Member" and number used for delegate count)

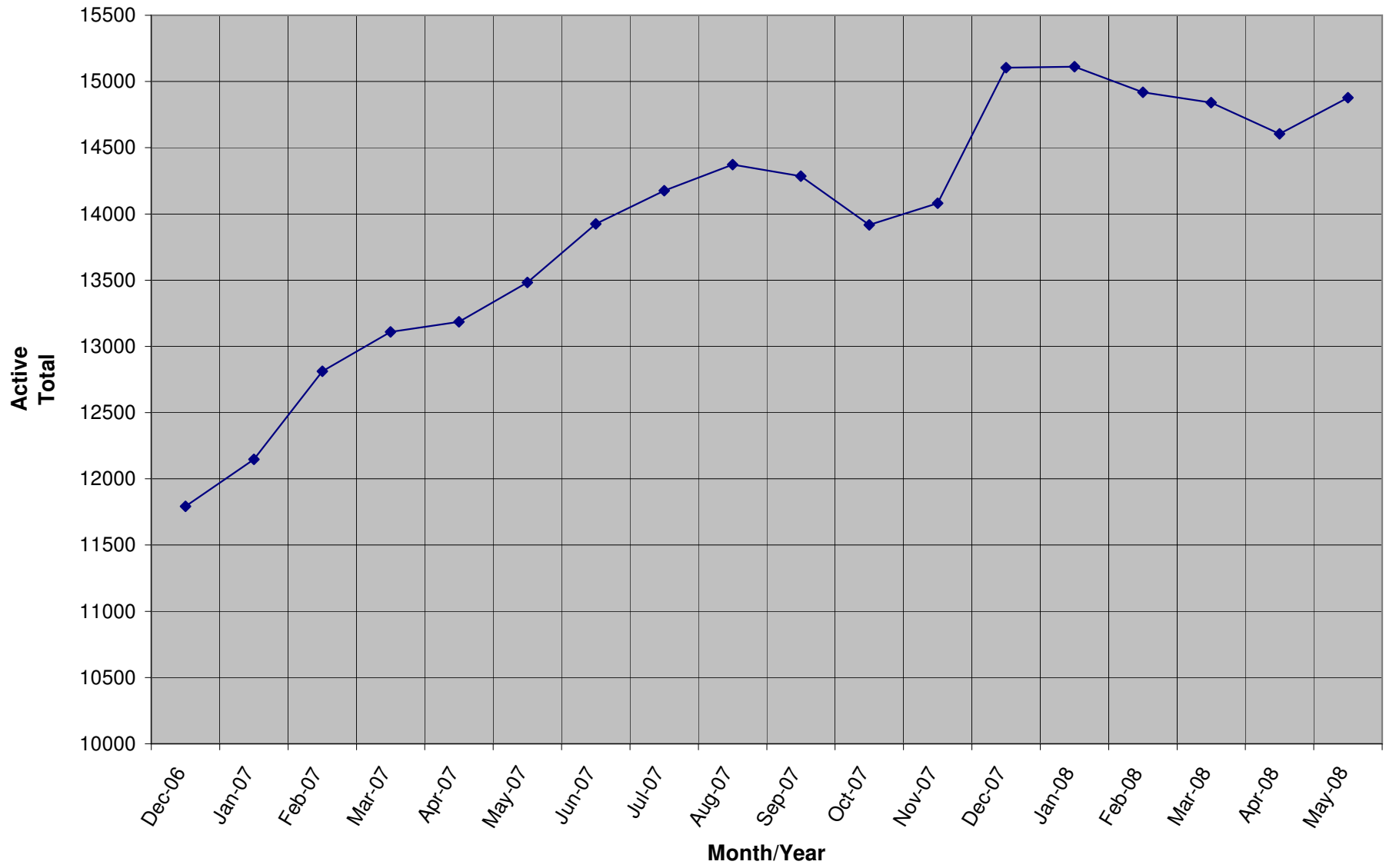
ACTIVE SUB (ACTIVE NON MEM) = Current Dues Paying or Lifetime Donors Whoe Have NOT Signed the Certificate (Formerly Called "Subscriber")

TOTAL ACTIVE = Current Dues Paying or Lifetime Donor

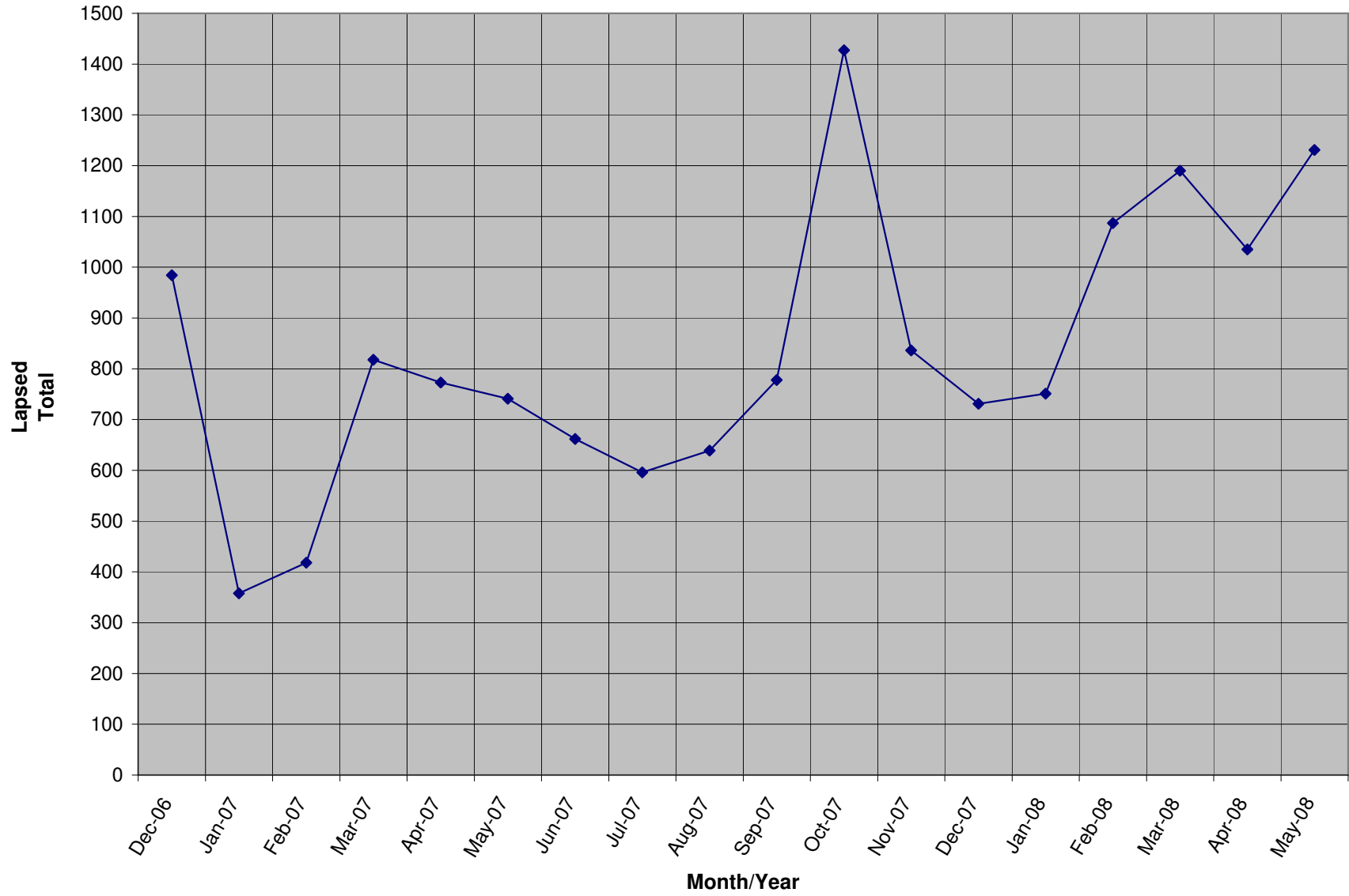
STATE RANKINGS - TOP 15

<u>RANK</u>	<u>STATE</u>	<u>TL MEM</u>	<u>ACT MEM</u>	<u>ACT SUB</u>	<u>TL ACT</u>
1	CA	17562	1944	147	2091
2	FL	6323	871	66	937
3	TX	6612	781	60	841
4	OH	3711	589	48	637
5	GA	5145	553	30	583
6	NY	3861	548	64	612
7	PA	4916	548	34	582
8	VA	3339	515	31	546
9	IL	3644	491	47	538
10	MI	4500	489	35	524
11	CO	2978	459	37	496
12	WA	3685	402	17	419
13	NC	2588	350	24	374
14	AZ	2624	334	29	363
15	IN	2437	334	26	360

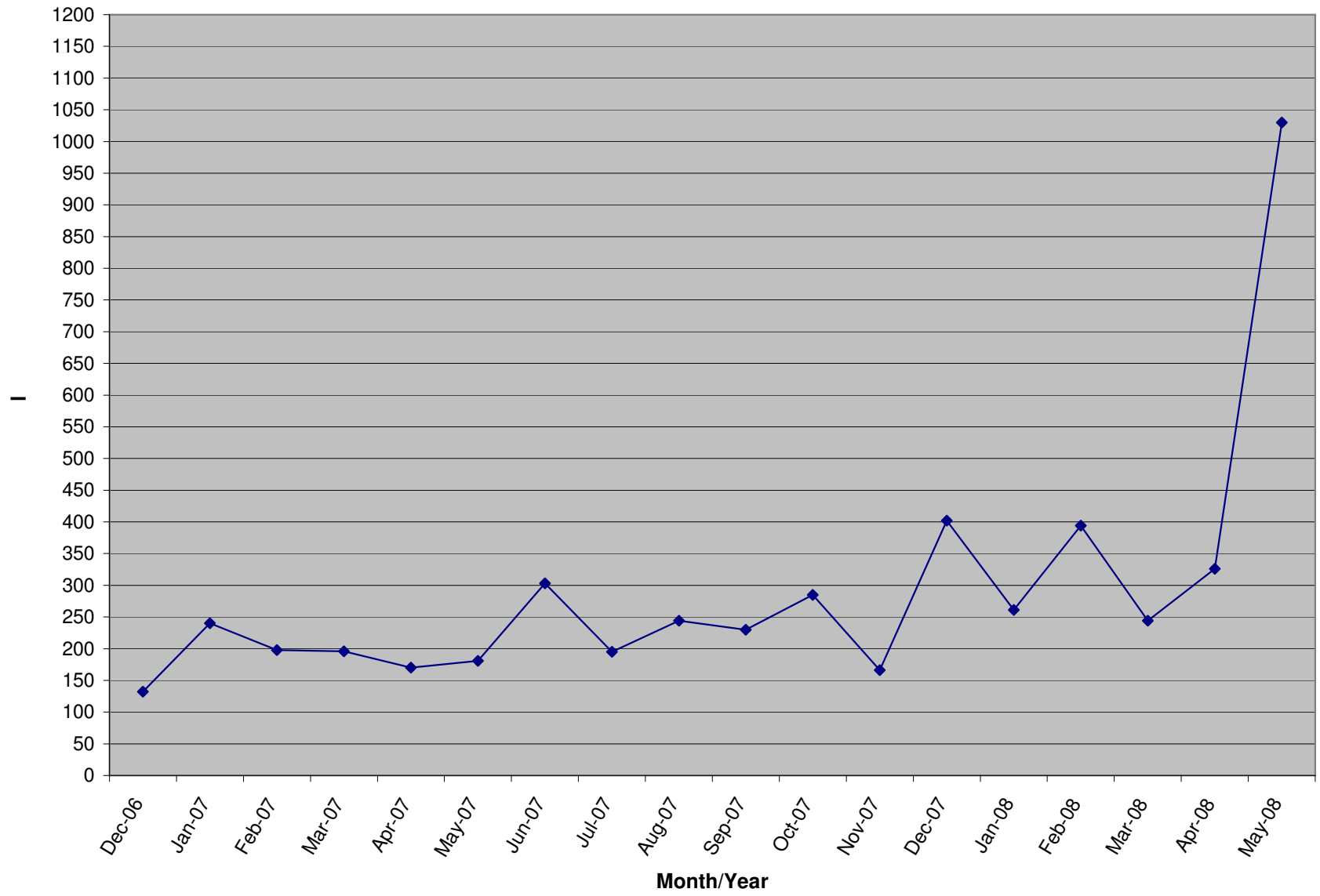
Active Donors



Lapsed Donors



New Donors



Renew Donors

