

Libertarian National Committee - Membership Report

"Donor" Totals - Feb-08

18 Month Comparison

	Sep-06	Oct-06	Nov-06	Dec-06	Jan-07	Feb-07	Mar-07	Apr-07	May-07	Jun-07	Jul-07	Aug-07	Sep-07	Oct-07	Nov-07	Dec-07	Jan-08	Feb-08
Active w-MEM	11145	11350	11196	11014	11344	11921	12144	12333	12692	13133	13359	13551	13492	13149	13309	14181	14171	13908
Active w/out MEM	862	880	824	778	803	891	965	852	791	792	817	822	794	769	771	924	941	1011
Total	12007	12230	12020	11792	12147	12812	13109	13185	13483	13925	14176	14373	14286	13918	14080	15105	15112	14919
Percent Change	-3.20%	1.86%	-1.72%	-1.90%	3.01%	5.47%	2.32%	0.58%	2.26%	3.28%	1.80%	1.39%	-0.61%	-2.58%	1.16%	7.28%	0.05%	-1.28%

Lapsed MEM	971	1189	1127	928	336	396	783	659	671	613	547	587	743	1367	812	718	724	1028
Lapes w/out MEM	57	92	60	56	22	22	35	114	70	49	49	52	35	60	24	13	27	59
Lapsed Total	1028	1281	1187	984	358	418	818	773	741	662	596	639	778	1427	836	731	751	1087
Percent Change	-25.88%	24.61%	-7.34%	-17.10%	-63.62%	16.76%	95.69%	-5.50%	-4.14%	-10.66%	-9.97%	7.21%	21.75%	83.42%	-41.42%	-12.56%	2.74%	44.74%

New Donors w-MEM	251	525	203	132	240	196	196	170	181	299	195	244	230	285	165	319	228	287
New w/out MEM	0	2	1	0	0	2	0	0	0	4	0	0	0	0	1	83	33	107
New Total	251	527	204	132	240	198	196	170	181	303	195	244	230	285	166	402	261	394
Percent Change	120.18%	109.96%	-61.29%	-35.29%	81.82%	-17.50%	-1.01%	-13.27%	6.47%	67.40%	-35.64%	25.13%	-5.74%	23.91%	-41.75%	142.17%	-35.07%	50.96%

Renewed w-MEM	361	869	770	614	426	777	810	678	849	755	578	535	454	739	807	1271	486	478
Renewed w/out MEM	19	112	3	10	47	108	109	1	9	46	74	57	7	35	25	83	11	22
Total Renewals	380	981	773	624	473	885	919	679	858	801	652	592	461	774	832	1354	497	500
Percent Change	-36.24%	158.16%	-21.20%	-19.28%	-24.20%	87.10%	3.84%	-26.12%	54.20%	-6.64%	-18.60%	-9.20%	-22.13%	67.90%	7.49%	62.74%	-63.29%	0.60%

Active MEM	11145	11350	11196	11014	11344	11921	12144	12333	12692	13133	13359	13551	13492	13149	13309	14181	14171	13908
Zero Dues MEM	91681	92187	93175	93718	93754	93537	93517	93438	93479	93163	93082	93127	93410	94021	94018	93567	93824	94355
Total "MEM"	102826	103537	104371	104732	105098	105458	105661	105771	106171	106296	106441	106678	106902	107170	107327	107748	107995	108263
Percent Change	0.38%	0.69%	0.81%	0.35%	0.35%	0.34%	0.19%	0.10%	0.38%	0.12%	0.14%	0.22%	0.21%	0.25%	0.15%	0.39%	0.23%	0.25%

Total "LIFETIME"	n/a	n/a	n/a	1861	n/a	n/a	n/a	n/a	n/a	n/a	n/a	n/a	n/a	1908	1918	1921	1930	1930	1933
-------------------------	------------	------------	------------	-------------	------------	------------	------------	------------	------------	------------	------------	------------	------------	-------------	-------------	-------------	-------------	-------------	-------------

Last Year vs. This Year

	Feb-07	Feb-08	Change
Active w-MEM	11921	13908	16.67%
Active w/out MEM	891	1011	13.47%
Total Active	12812	14919	16.45%
Lapsed	418	1087	160.05%
New Donors	198	394	98.99%
Renewals	885	500	-43.50%

Active Donors w-MEM = 13908

Lapsed & Zero Dues MEM = 94355

Total "MEM" w-Signed Certificate = 108263

Member Signed Certificate = "MEM"

Feb-08 MEMBERSHIP BY STATE --- ACTIVE AND NON ACTIVE

<u>STATE</u>	<u>TOTAL "MEM"</u>	<u>NON ACTIVE "MEM"</u>	<u>ACTIVE "MEM"</u>	<u>ACTIVE "SUB"</u>	<u>TOTAL "ACTIVE"</u>
AK	602	531	71	1	72
AL	1274	1100	174	8	182
AR	662	582	80	6	86
AZ	2617	2265	352	32	384
CA	17494	15455	2039	141	2180
CO	2931	2482	449	40	489
CT	1210	1030	180	17	197
DC	288	255	33	5	38
DE	325	275	50	5	55
FL	6238	5373	865	64	929
GA	5057	4549	508	26	534
HI	433	383	50	5	55
IA	797	687	110	7	117
ID	602	539	63	1	64
IL	3613	3110	503	40	543
IN	2403	2086	317	27	344
KS	996	831	165	8	173
KY	847	741	106	8	114
LA	762	648	114	7	121
MA	2485	2235	250	29	279
MD	1952	1665	287	30	317
ME	678	605	73	7	80
MI	4463	3950	513	31	544
MN	1650	1441	209	13	222
MO	1817	1561	256	19	275
MS	453	409	44	8	52

<u>STATE</u>	<u>TOTAL "MEM"</u>	<u>NON ACTIVE "MEM"</u>	<u>ACTIVE "MEM"</u>	<u>ACTIVE "SUB"</u>	<u>TOTAL "ACTIVE"</u>
MT	406	351	55	6	61
NC	2551	2203	348	23	371
ND	129	108	21	0	21
NE	457	401	56	5	61
NH	1197	1038	159	13	172
NJ	2519	2212	307	27	334
NM	943	816	127	7	134
NV	1447	1228	219	16	235
NY	3812	3268	544	58	602
OH	3664	3091	573	49	622
OK	768	664	104	9	113
OR	1900	1683	217	13	230
PA	4884	4323	561	29	590
RI	220	191	29	1	30
SC	1280	1027	253	14	267
SD	182	152	30	1	31
TN	1825	1563	262	8	270
TX	6528	5760	768	53	821
UT	907	813	94	7	101
VA	3292	2784	508	25	533
VT	351	315	36	6	42
WA	3657	3228	429	20	449
WI	1487	1283	204	16	220
WV	498	443	55	1	56
WY	262	227	35	3	38
OTHER	448	395	53	16	69

	<u>TOTAL "MEM"</u>	<u>NON ACTIVE "MEM"</u>	<u>ACTIVE "MEM"</u>	<u>ACTIVE "SUB"</u>	<u>TOTAL "ACTIVE"</u>
TOTALS	108263	94355	13908	1011	14919

DEFINITIONS: MEM = Member Signed Certificate

Total MEM = Total # Constituents Per State w-Member Signed Certificate

NON ACTIVE MEM = Const w-Signed Certificate who are Lapsed or Inquires ("Zero Dues Member")

ACTIVE MEM = Current Dues Paying or Lifetime Donor w-Signed Certificate (By Law Definition of "Sustaining Member" and number used for delegate count)

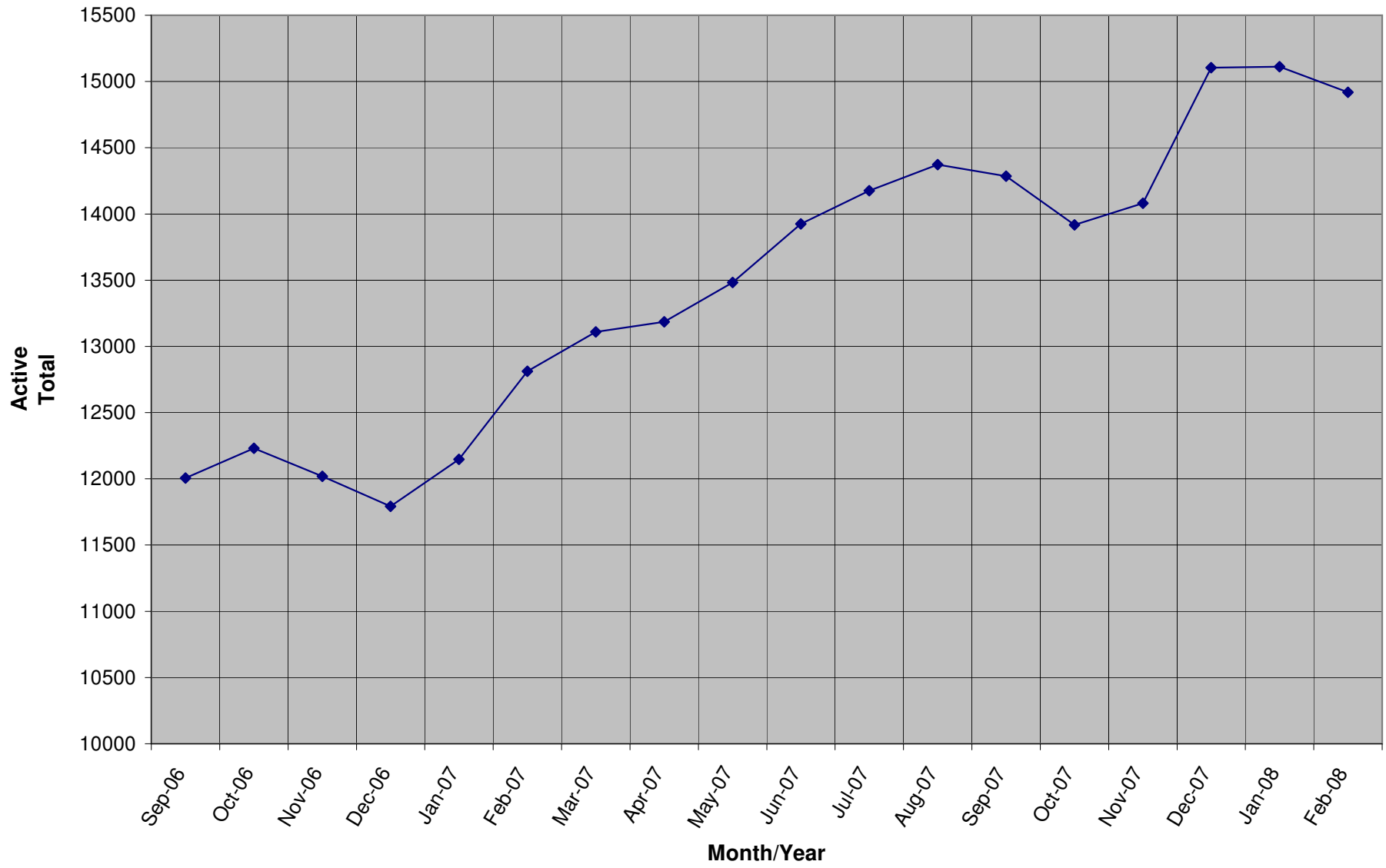
ACTIVE SUB (ACTIVE NON MEM) = Current Dues Paying or Lifetime Donors Whoe Have NOT Signed the Certificate (Formerly Called "Subscriber")

TOTAL ACTIVE = Current Dues Paying or Lifetime Donor

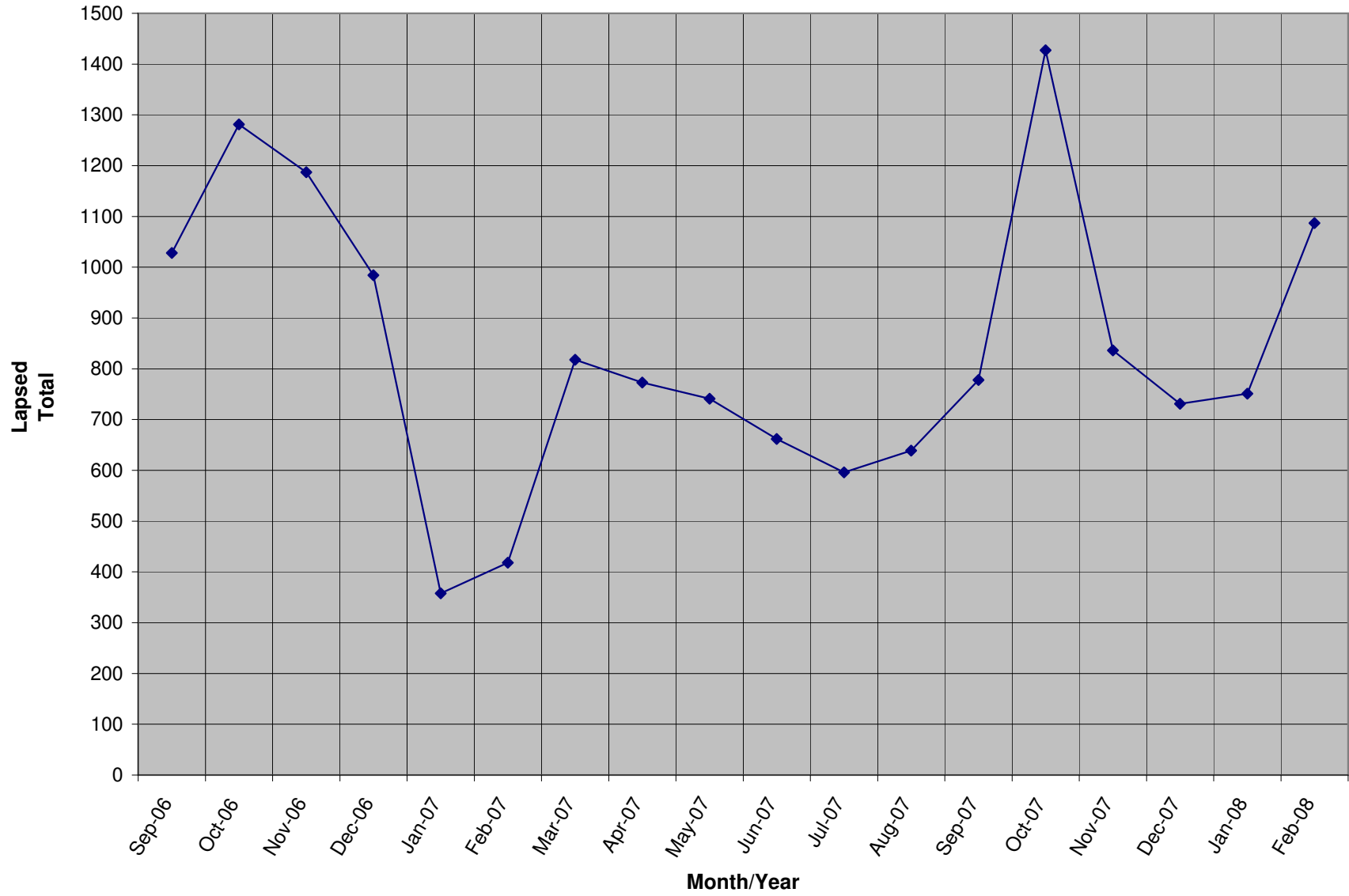
STATE RANKINGS - TOP 15

<u>STATE</u>	<u>ACTIVE MEM</u>	<u>ACTIVE SUB</u>	<u>TOTAL ACTIVE</u>
CA	2039	141	2180
FL	865	64	929
TX	768	53	821
OH	573	49	622
PA	561	29	590
NY	544	58	602
MI	513	31	544
GA	508	26	534
VA	508	25	533
IL	503	40	543
CO	449	40	489
WA	429	20	449
AZ	352	32	384
NC	348	23	371
IN	317	27	344

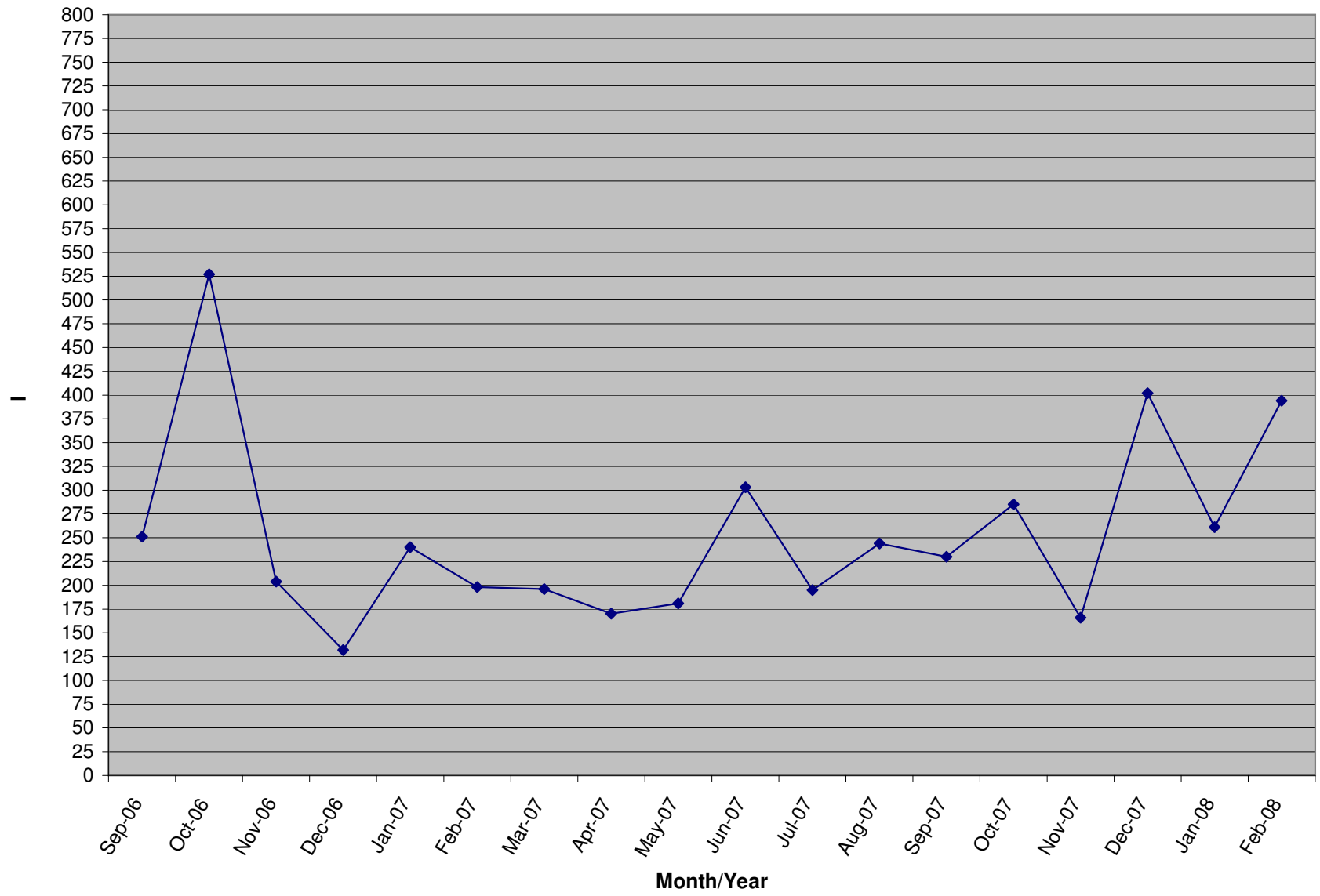
Active Donors



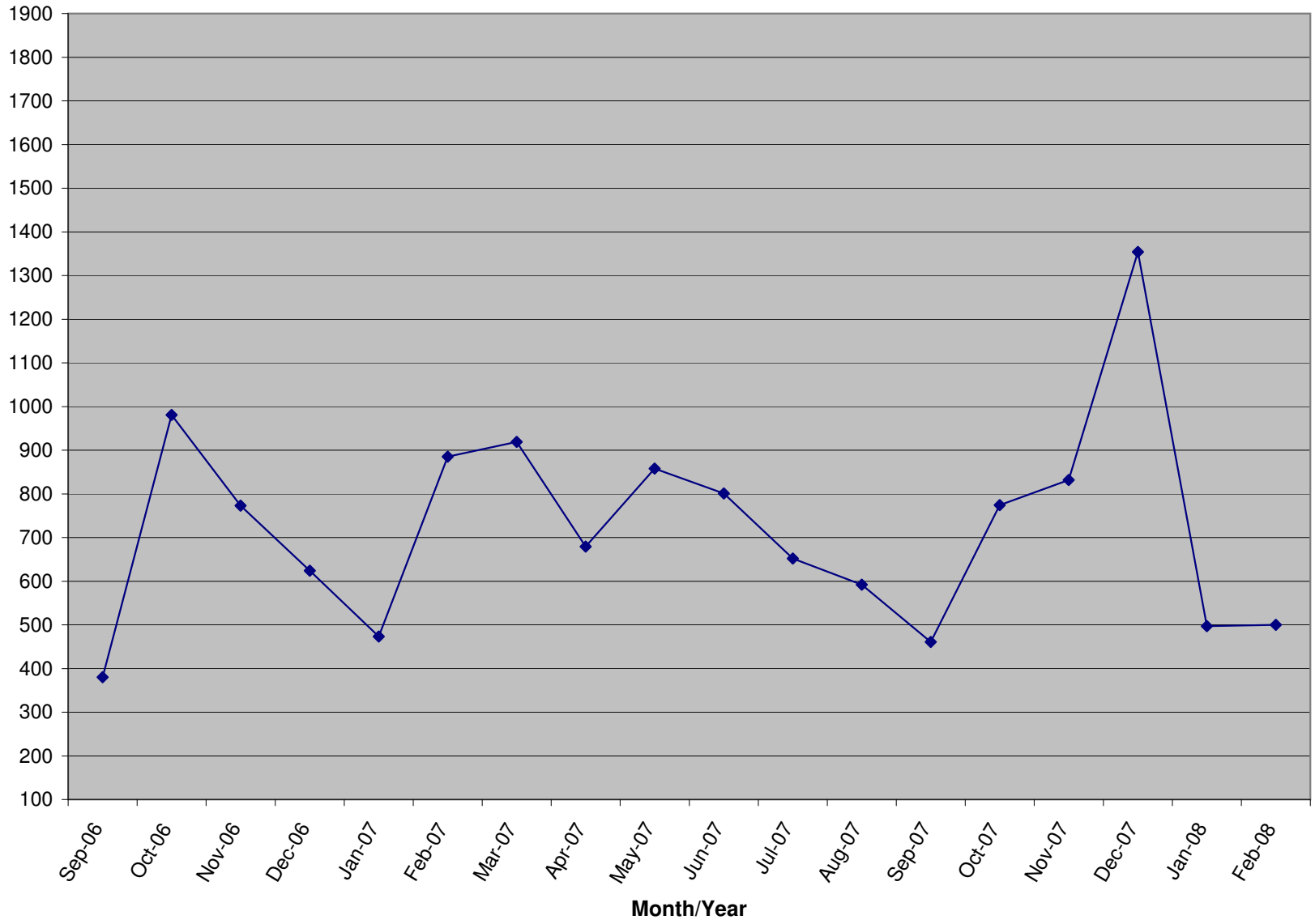
Lapsed Donors



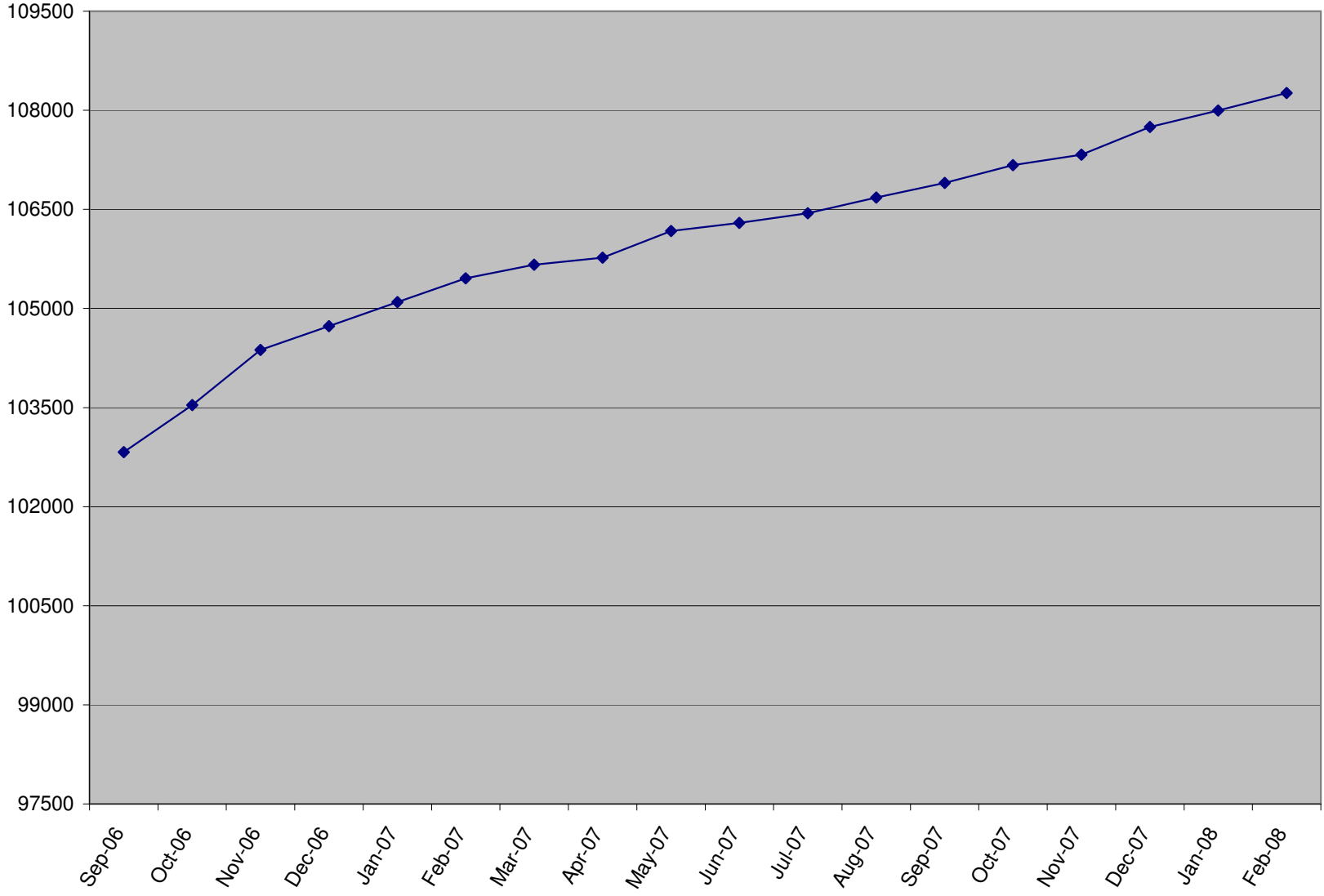
New Donors



Renew Donors



MEM Total



Month/Year