



DECEMBER 2023 END OF MONTH FINANCIAL REPORTS

Page 2 – EOM Sustaining Membership and Revenue Charts and Graphs

Page 4 – EOM Financial Summary Reports

Page 6 - P&L BtoA Detail by Month

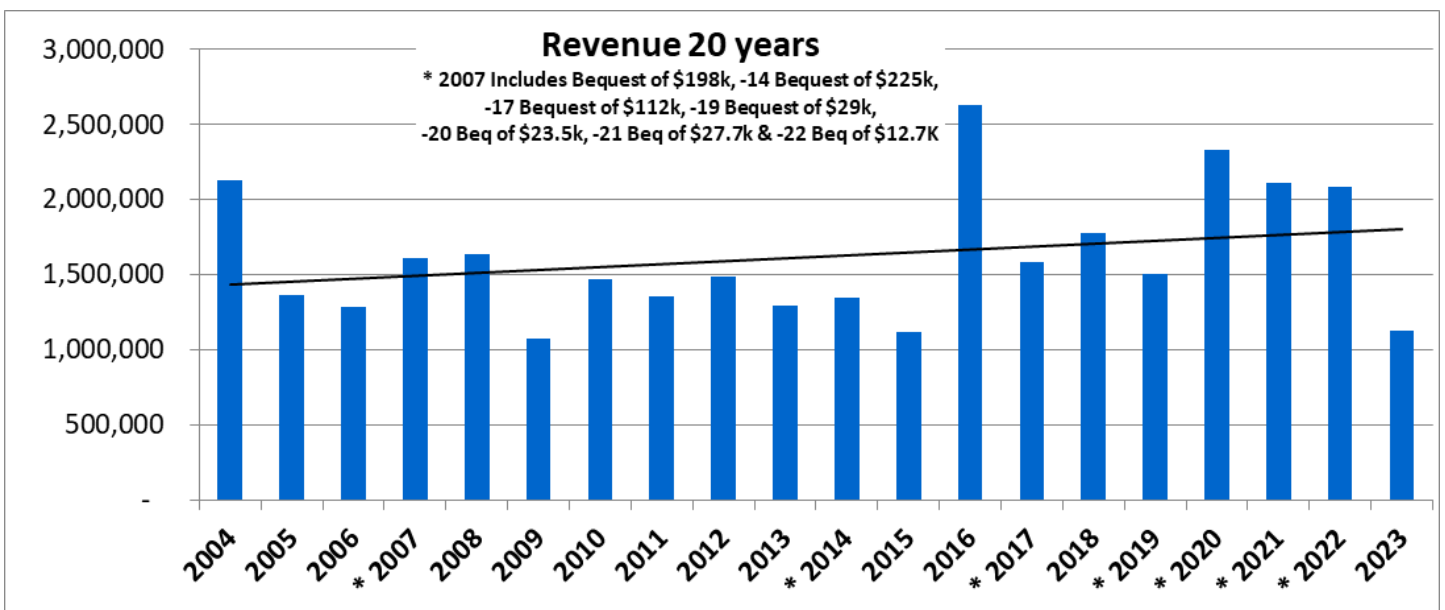
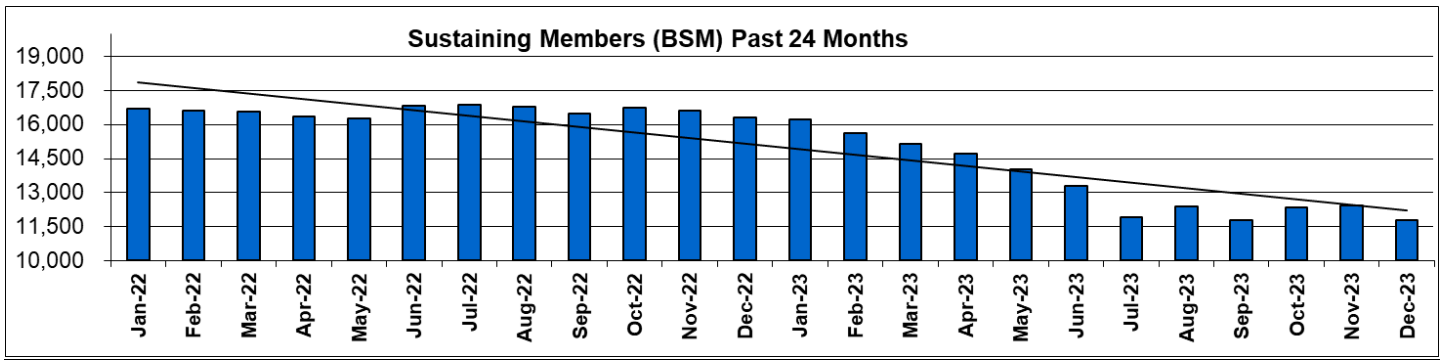
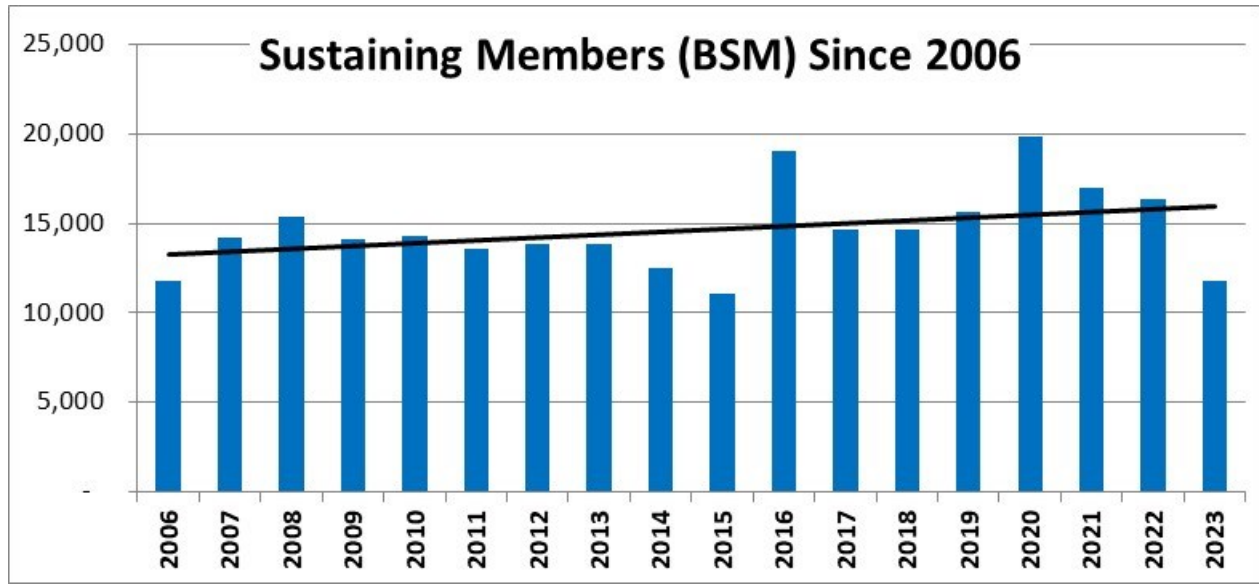
Page 9 – Balance Sheet Curr v. Prior Month Comparison

Page 11 - Cash Flow Report

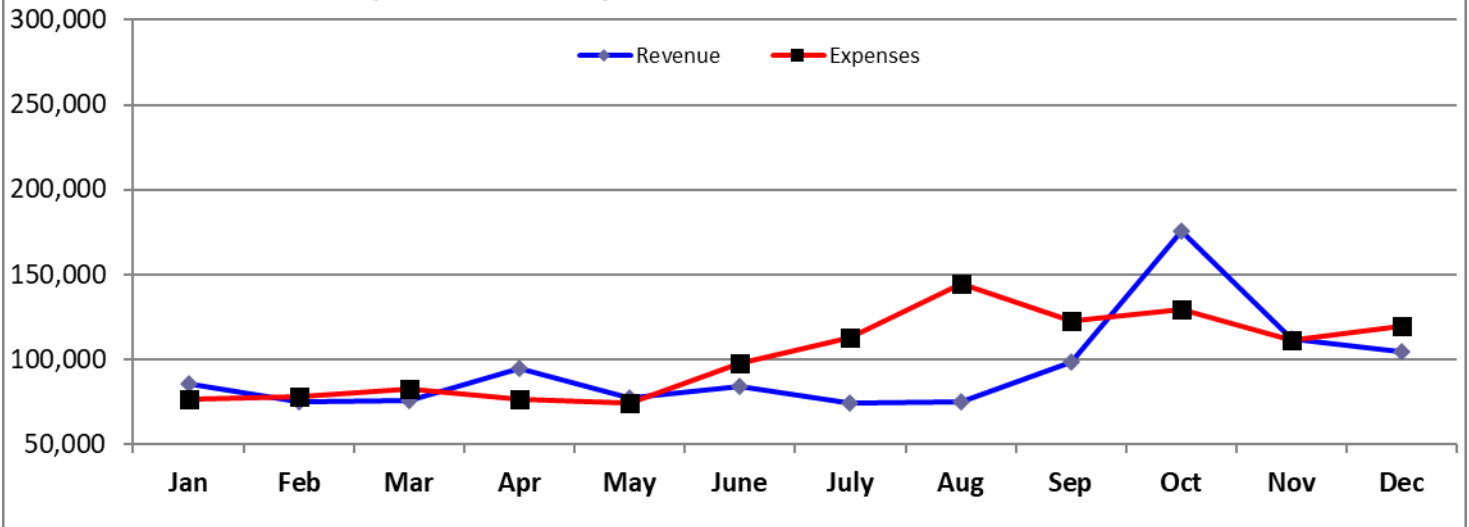
Page 12 – Related Party Transactions – *Updated through 1/25/2024*

Page 12 – Chair’s Discretionary Disbursements

End of Month Reports – Charts



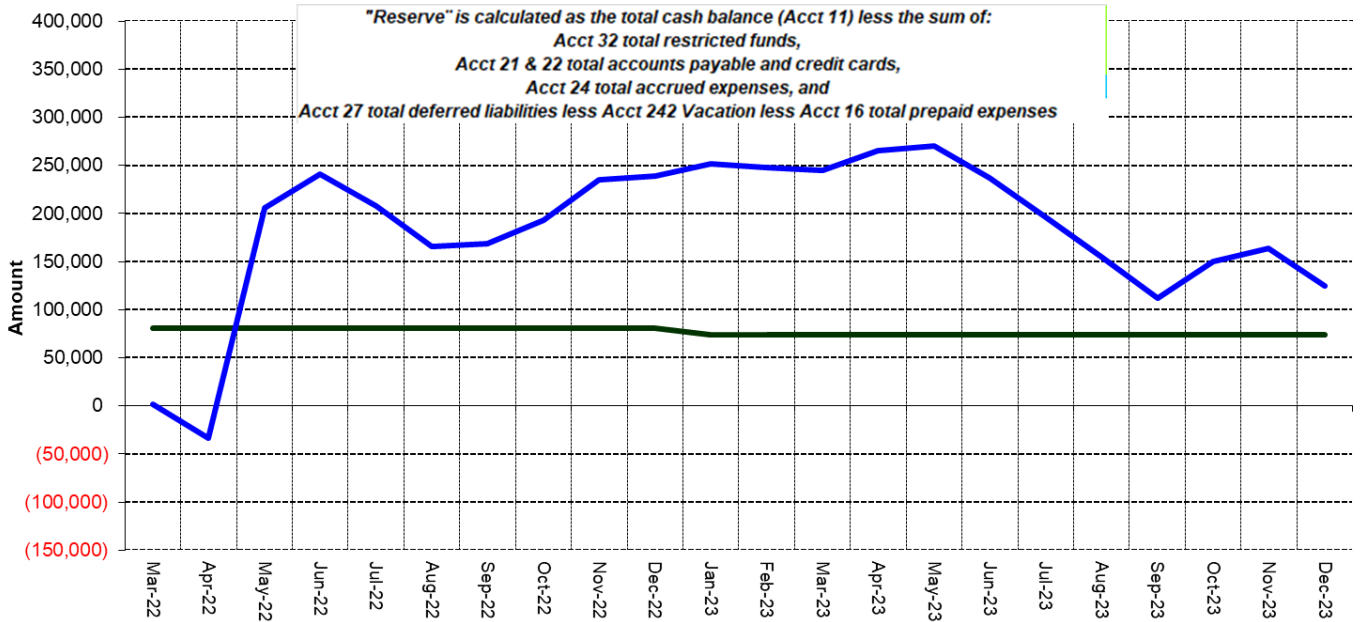
Monthly Revenue and Expenses - Past 12 Months - * Non Convention



Reserve Adequacy Trend (24 Months)

2023 Monthly Resv Target = \$74,120 * - Curr Month Resv = \$124,750

* Budget Amendeed 01/23



End of Month Reports – Financial Summary

Revenue - by Function as % of Total 2019 thru 2023 (Not Including Convention Packages)

	2019	2020	2021	2022	2023
Membership Revenue	622,486	879,035	700,830	618,573	369,390
% Total Non Conv Revenue	41%	42%	33%	36%	33%
General Fundraising	648,038	843,565	1,050,462	969,607	733,173
% Total Non Conv Revenue	43%	40%	50%	57%	65%
Project/Program/Other	230,807	363,056	357,632	120,567	28,887
% Total Non Conv Revenue	15%	17%	17%	7%	3%
Total Non Convention Revenue	1,501,331	2,085,656	2,108,924	1,708,747	1,131,450

P&L Acct Summary Last Month Plus YTD

January through December 2023

	Jan 23	Feb 23	Mar 23	Apr 23	May 23	Jun 23	Jul 23	Aug 23	Sep 23	Oct 23	Nov 23	Dec 23	TOTAL
Revenue													
4-4000 · Fundraising Membership Prog Rev	85,079	73,691	74,959	93,832	76,476	82,956	71,089	74,073	97,698	174,229	111,746	104,331	1,120,160
4-4100 · Restricted Project Revenue	316	1,047	527	443	1,028	1,002	680	596	543	1,595	442	391	8,613
4-4200 · Convention & Special Event Rev													-
4200 - 49999 · Events, Program, Other							2,631						2,631
4700 Other Receipts												46	46
Net Assets released from Restriction									5,842				5,842
Total Revenue	85,395	74,738	75,486	94,276	77,505	83,958	74,400	74,670	104,083	175,824	112,188	104,768	1,137,291
Expense													
7-7000 · Fundraising Membership Prog Exp	16,961	16,592	13,450	14,481	12,563	24,168	52,054	16,782	25,162	54,323	41,596	31,723	319,854
8000 · Salary & Related Expense	41,632	45,483	42,924	39,626	43,540	48,452	40,258	66,213	23,458	42,535	36,429	53,736	524,285
8100 · Admin & Overhead Expense	7,593	6,711	11,980	8,946	8,594	10,340	10,468	23,929	14,877	13,799	25,676	19,175	162,087
8200 · Professional Services	8,490	7,418	12,050	11,240	7,726	12,730	7,861	35,703	57,527	17,139	5,905	13,412	197,202
8300 · Depreciation Expense	1,846	1,846	1,846	1,846	1,846	1,846	1,846	1,846	1,846	1,846	1,846	1,846	22,151
Total Expense	76,521.66	78,049.30	82,249.60	76,139.16	74,269.51	97,535.03	112,487	144,472	122,870	129,642	111,451	119,892	1,225,578
Net Operating Income	8,873	(3,311)	(6,763)	18,137	3,235	(13,577)	(38,086)	(69,803)	(18,787)	46,182	737	(15,123)	(88,287)
Released from Restriction									(5,842)				(5,842)
Net Income	8,873	(3,311)	(6,763)	18,137	3,235	(13,577)	(38,086)	(69,803)	(24,629)	46,182	737	(15,123)	(94,129)

P&L Acct Summary Last Month Plus YTD (CONVENTION RESTRICTED)

January through November 2023

	Jan 23	Feb 23	Mar 23	Apr 23	May 23	Jun 23	Jul 23	Aug 23	Sep 23	Oct 23	Nov 23	Dec 23	TOTAL
Revenue													
Convention & Special Event Rev		243			3,802	12,513	11,865		4,332	8,198	8,874	41,930	91,756
Total Revenue	0	243	0	0	3,802	12,513	11,865	0	4,332	8,198	8,874	41,930	91,756
Expense													
Events and Conventions Exp			169								1,105		1,274
Total Expense	-	-	169.00	-	-	-	-	-	-	-	1,105	-	1,274
Net Operating Income	0	243	(169)	0	3,802	12,513	11,865	0	4,332	8,198	7,769	41,930	90,482
Net Income	0	243	(169)	0	3,802	12,513	11,865	0	4,332	8,198	7,769	41,930	90,482

Libertarian National Committee Inc

Balance Sheet Summary As of December 31, 2023

	TOTAL
▼ ASSETS	
▼ Current Assets	
Bank Accounts	253,764.69
Accounts Receivable	0.00
Other Current Assets	44,926.32
Total Current Assets	\$298,691.01
Fixed Assets	757,406.42
Other Assets	0.00
TOTAL ASSETS	\$1,056,097.43
▼ LIABILITIES AND EQUITY	
▼ Liabilities	
▼ Current Liabilities	
Accounts Payable	17,596.41
Credit Cards	1,672.94
Other Current Liabilities	129,103.48
Total Current Liabilities	\$148,372.83
Long-Term Liabilities	0.00
Total Liabilities	\$148,372.83
Equity	907,724.60
TOTAL LIABILITIES AND EQUITY	\$1,056,097.43

Profit & Loss Budget vs. Actual
January through December 2023

	Dec 2023			Total			Temp. Restriction Convention	
	Actual	Budget	over Budget	Actual	Budget	over Budget	Dec 23	Total
Income								
4-4000 Fundraising Membership Prog Rev								
4000.10 Recurring Monthly Revenue	30,544	69,000	(38,456)	516,588	700,000	(183,412)		
4000.20 Other Membership Revenue	41,977	28,028	13,949	369,390	400,000	(30,610)		
4000.30 General Fundraising Revenue	25,051	29,603	(4,552)	166,064	288,500	(122,436)		
4000.40 Ballot Access - Voter Reg Rev	2,265	30,000	(27,735)	50,520	250,000	(199,480)		
4000.50 Campaign Candidate Support Rev	2,573	5,000	(2,427)	13,824	49,000	(35,176)		
4000.60 Affiliate Support Revenue	1,777	0	1,777	1,849	10,000	(8,151)		
4000.70 Historic Preservation Revenue	144	0	144	1,925	2,500	(575)		
Total 4-4000 Fundraising Membership Prog Rev	104,331	161,631	(57,300)	1,120,160	1,700,000	(579,840)		
4-4100 Restricted Project Revenue								
4100.10 Building Fund Revenue	172	0	172	2,326	20,000	(17,674)		
4100.20 Legal Fund Revenue	219	0	219	6,287	3,000	3,287		
Total 4-4100 Restricted Project Revenue	391	0	391	8,613	23,000	(14,387)		
4200 Events and Conventions								
4200-20 Conv Fundraising - Unrestricted			0	2,221	0	2,221	41,930	91,756
4200-30 Other Events			0	410	0	410		
Total 4200 Events and Conventions	0	0	0	2,631	0	2,631	41,930	91,756
4700 Other Receipts								
4710 Interest & Dividends	46		46	46	0	46		
Total 4700 Other Receipts	46	0	46	46	0	46		
4800 Misc Income								
4850 Net Assets Released from Restriction			0	5,842	0	5,842		
Total 4800 Misc Income	0	0	0	5,842	0	5,842	0	0
Total Income	104,768	161,631	(56,863)	1,137,291	1,723,000	(585,709)	41,930	91,756
Gross Profit	104,768	161,631	(56,863)	1,137,291	1,723,000	(585,709)	41,930	91,756

Profit & Loss Budget vs. Actual
January through December 2023

	Dec 2023			Total			Temp. Restriction Convention	
	Actual	Budget	over Budget	Actual	Budget	over Budget	Dec 23	Total
Expenses								
7-7000 Fundraising Membership Prog Exp			0	0	0	0		
7000.10 Recurring Monthly Expense		10,000	(10,000)	9,288	120,000	(110,712)		
7000.20 Other Membership Expense	392	2,500	(2,108)	14,624	30,000	(15,376)		
7000.30 General Fundraising Expense	13,553	8,000	5,553	104,564	104,000	564		
7000.40 Ballot Access Fundraising Exp	3,500	1,500	2,000	18,067	15,000	3,067		
7000.50 Building Fundraising Expense		0	0	0	1,000	(1,000)		
7000.60 Credit Card Fees Expense	5,921	4,690	1,231	47,192	50,000	(2,808)		
7000.80 Core Services Expense			0	0	0	0		
7000.81 Outreach & Activism Expense	5,011	9,900	(4,889)	68,182	85,900	(17,718)		
7000.84 Ballot Access Petitioning Exp		50,000	(50,000)	39,370	200,000	(160,630)		
7000.86 Ballot Access Legal Expense		5,000	(5,000)	4,000	25,000	(21,000)		
7000.87 Ballot Access Lobbying Exp		2,500	(2,500)	0	25,000	(25,000)		
7000.88 Campaign Candidate Support Exp	3,000	0	3,000	11,809	49,000	(37,191)		
7000.89 Affiliate Support Expense		0	0	21	0	21		
7000.90 Historic Preservation Expense	345	250	95	2,737	2,500	237		
Total 7000.80 Core Services Expense	8,356	67,650	(59,294)	126,119	387,400	(261,281)		
Total 7-7000 Fundraising Membership Prog Exp	31,723	94,340	(62,617)	319,853	707,400	(387,547)		
7-7200 Convention & Special Event Expense								1,274
8000 Salary & Related Expense			0	0	0	0		
8005 Salary Hourly Bonus Sick & Vac	35,265	46,000	(10,735)	412,442	531,000	(118,558)		
8010 Hourly Wages (Admin Portion)			0	5,395	0	5,395		
8015 Contractor Admin & Internships	5,200	0	5,200	23,906	500	23,406		
8020 Employer Cont to P/R Tax	2,399	2,590	(191)	32,618	25,000	7,618		
8030 Employer Cont to 401K & Adm	219	1,866	(1,647)	7,451	18,000	(10,549)		
8040 Fed & State Unemployment	574	50	524	1,497	600	897		
8050 Fed & State Rev & Admn Tax		0	0	(173)	0	(173)		
8060 Health Insurance	3,299	3,521	(222)	23,879	34,000	(10,121)		
8065 Workers Comp Insurance		130	(130)	1,615	1,500	115		
8070 Other Bens, Gdwill & Training		80	(80)	0	740	(740)		
8080 Payroll Service Fees	6,780	215	6,565	15,655	2,500	13,155		
Total 8000 Salary & Related Expense	53,736	54,452	(716)	524,285	613,840	(89,555)		

Profit & Loss Budget vs. Actual
January through December 2023

	Dec 2023			Total			Convention	
	Actual	Budget	over Budget	Actual	Budget	over Budget	Dec 23	Total
Expenses								
8100 Admin & Overhead Expense			0	0	0	0		
8110 Ofc Supplies & Non Cap Equipt		180	(180)	1,738	2,000	(262)		
8120 Telephone & Data Services	813	750	63	10,863	8,000	2,863		
8125 Equipment Leases & Maint.		75	(75)	0	800	(800)		
8130 Postage & Shipping	757	200	557	6,562	1,700	4,862		
8140 Travel, Meeting, & Meals Exp	5,842	5,600	242	34,655	30,300	4,355		
8160 Insurance - D/O Cyber - Other	1,225	1,500	(275)	15,464	18,000	(2,536)		
8170 Occupancy Expenses			0	0	0	0		
8170-20 Utilities Expense	949	720	229	5,709	5,300	409		
8170-30 Property Taxes, Fees & Permits	831	750	81	10,922	9,000	1,922		
8170-40 Maintenance, Cleaning & Repairs	330	420	(90)	5,423	5,000	423		
8170-50 Property / GL Insurance	241	250	(9)	2,856	3,000	(144)		
8170-60 Assc Fees, Rent & Storage	210	240	(30)	1,470	2,600	(1,130)		
Total 8170 Occupancy Expenses	2,561	2,380	181	26,380	24,900	1,480		
8180 Printing & Copying	0	500	(500)	2,475	6,000	(3,525)		
8190 Software, Hardware & Other IT	7,457	4,697	2,760	59,491	56,360	3,131		
8195 Other Expenses & Bank Fees	311	334	(23)	4,253	4,000	253		
8199 Non Taxable Reimbursements	209		209	209	0	209		
Total 8100 Adm in & Overhead Expense	19,175	16,216	2,959	162,087	152,060	10,027		
8200 Professional Services			0	0	0	0		
8210 Legal			0	0	0	0		
8210-10 Legal - General	5,398	6,250	(852)	91,346	75,000	16,346		
Total 8210 Legal	5,398	6,250	(852)	91,346	75,000	16,346		
8220 Accounting	6,014	0	6,014	71,623	18,000	53,623		
8230 FEC Filing & Consulting	2,000	5,000	(3,000)	26,000	50,000	(24,000)		
8240 Computer Services		6,000	(6,000)	8,234	80,000	(71,766)		
8250 Other Professional Services		250	(250)	0	3,000	(3,000)		
Total 8200 Professional Services	13,412	17,500	(4,088)	197,202	226,000	(28,798)		
8300 Depreciation Expense	1,846	2,000	(154)	22,151	24,000	(1,849)		
Total Expenses	119,892	184,508	(64,616)	1,225,579	1,723,300	(497,721)	0	1,274
Net Operating Income	(15,123)	(22,877)	7,754	(88,288)	(300)	(87,988)	41,930	90,482
Other Income								
8600 Released from Restriction			0	(5,842)	0	(5,842)		
Total Other Income	0	0	0	(5,842)	0	(5,842)	0	0
Net Other Income	0	0	0	(5,842)	0	(5,842)	0	0
Net Income	(15,123)	(22,877)	7,754	(94,129)	(300)	(93,829)	41,930	90,482

Balance Sheet Current vs Prior Month

	Total			
	As of Dec 31, 2023	As of Nov 30, 2023 (PP)	Change	%Change
ASSETS				
Current Assets				
Bank Accounts				
11 Cash				
111U PNC Checking 8115 (Unrest)	143,227	141,361	1,866	1%
112U Truist xxx8394 (Unrestricted)	81,873	91,635	(9,762)	-11%
115R Truist xxx5311 (Rest Legal)	3,619	3,619	0	0%
Total 11 Cash	228,719	236,615	(7,896)	-3%
11.1 Investments				
110I PNC Bond Money Market	25,046		25,046	
Total 11.1 Investments	25,046	0	25,046	
Total Bank Accounts	253,765	236,615	17,150	7%
Other Current Assets				
1501 Undeposited Funds - civi	37,571	12,020	25,551	213%
16 Prepaid Expenses	0	0	0	
164 Prepaid Services	218	0	218	
166 Prepaid Insurance	5,863	7,329	(1,466)	-20%
167 Prepaid Convention - Spec Event			0	
167-10 Prepaid Convention General Exp	1,274	1,274	0	0%
Total 167 Prepaid Convention - Spec Event	1,274	1,274	0	0%
Total 16 Prepaid Expenses	7,356	8,603	(1,247)	-15%
Total Other Current Assets	44,926	20,623	24,303	118%
Total Current Assets	298,691	257,238	41,453	16%
Fixed Assets				
17 Fixed Assets				
172 Furniture & Fixtures	25,879	25,879	0	0%
173 Office Equipment	16,797	16,797	0	0%
174 Computer Hardware	36,449	36,449	0	0%
175 Computer Software	134,614	134,614	0	0%
177 Office Building	0	0	0	
177-10 Physical Structure	477,119	477,119	0	0%
177-20 Land	347,881	347,881	0	0%
Total 177 Office Building	825,000	825,000	0	0%
178 Ofc Imprmnt Acq & Capt Expense	70,519	70,519	0	0%
179 Accumulated Depreciation	(351,851)	(350,005)	(1,846)	-1%
Total 17 Fixed Assets	757,406	759,252	(1,846)	0%
Total Fixed Assets	757,406	759,252	(1,846)	0%
TOTAL ASSETS	1,056,097	1,016,490	39,607	4%

Balance Sheet Current vs Prior Month

	Total			
	As of Dec 31, 2023	As of Nov 30, 2023 (PP)	Change	% Change
LIABILITIES AND EQUITY				
Liabilities				
Current Liabilities				
Accounts Payable				
21 Accounts Payable	17,596	8,997	8,599	96%
Taxes Payable	0	149	(149)	-100%
Total Accounts Payable	17,596	9,146	8,450	92%
Credit Cards				
22 Credit Cards				
2225 BB&T Visa	1,673	1,249	424	34%
Total 22 Credit Cards	1,673	1,249	424	34%
Total Credit Cards	1,673	1,249	424	34%
Other Current Liabilities				
24 Accrued Expenses				
241 Accrued Payroll	19,982	15,395	4,588	30%
242 Accrued Vacation	13,733	13,803	(70)	-1%
245 Accrued Real Estate Tax	1,554	777	777	100%
Total 24 Accrued Expenses	35,269	29,975	5,294	18%
26 Accrued Organizational Taxes				
264 Sales Tax Liability				
264-1 Sales Tax Liability - CA	117	105	12	11%
264-2 Sales Tax Liability - CO	0	0	0	
264-2-1 Douglas County	0	34	(34)	-100%
264-2-2 Jefferson County	0	11	(11)	-100%
264-2-3 Arapahoe County	0	46	(46)	-100%
264-2-4 Boulder County	0	8	(8)	-100%
264-2-5 El Paso County	0	2	(2)	-100%
264-2-6 Adams County	0	10	(10)	-100%
Total 264-2 Sales Tax Liability - CO	0	111	(111)	-100%
264-3 Sales Tax Liability - PA	42	36	6	17%
264-4 Sales Tax Liability - TX	131	121	11	9%
264-5 Sales Tax Liability - VA	1	70	(69)	-99%
Total 264 Sales Tax Liability	291	442	(151)	-34%
Total 26 Accrued Organizational Taxes	291	442	(151)	-34%
27 Deferred Liabilities				
272 Deferred Convention Revenue				
272-20 Deferred Convention Fundraising	91,756	49,826	41,930	84%
Total 272 Deferred Convention Revenue	91,756	49,826	41,930	84%
276 Joint Affiliate Portion of Rev	1,787	3,005	(1,218)	-41%
Total 27 Deferred Liabilities	93,543	52,831	40,712	77%
Total Other Current Liabilities	129,103	83,248	45,856	55%
Total Current Liabilities	148,373	93,642	54,730	58%
Total Liabilities	148,373	93,642	54,730	58%
Equity				
31 General Operating	1,000,124	1,000,124	0	0%
32 Temp. Restricted Balances				
3204 Fund - Campus	1,730	1,730	0	0%
Total 32 Temp. Restricted Balances	1,730	1,730	0	0%
Net Income	(94,129)	(79,006)	(15,123)	-19%
Total Equity	907,725	922,848	(15,123)	-2%
TOTAL LIABILITIES AND EQUITY	1,056,097	1,016,490	39,607	4%

Libertarian National Committee Inc

Statement of Cash Flows

January - December 2023

	Dec 2023	Total
OPERATING ACTIVITIES		
Net Income	(15,123)	(94,129)
Adjustments to reconcile Net Income to Net Cash provided by operations:		-
12 Accounts Receivable		-
1501 Undeposited Funds - civi	(25,551)	(37,571)
1502 Undeposited Funds - Civi Ach		-
1503 Undeposited Funds - Sq / PayPal		-
1504 Undeposited Funds - Cash		-
161-10 Prepaid Expenses: Bulk Mail Account: Prepaid Bulk Mail VA		711
164 Prepaid Expenses: Prepaid Services	(218)	(218)
166 Prepaid Expenses: Prepaid Insurance	1,466	654
167-10 Prepaid Expenses: Prepaid Convention - Spec Event: Prepaid Convention General Exp		(1,274)
167-15 Prepaid Expenses: Prepaid Convention - Spec Event: Prepaid Convention Travel F&B		-
169 Prepaid Expenses: Other Prepaid Expense		5,870
21 Accounts Payable	8,599	16,714
Taxes Payable	(149)	-
2225 Credit Cards: BB&T Visa	424	1,673
241 Accrued Expenses: Accrued Payroll	4,588	119
242 Accrued Expenses: Accrued Vacation	(70)	(8,336)
244 Accrued Expenses: Other Accrued Expenses		(3,381)
245 Accrued Expenses: Accrued Real Estate Tax	777	1,554
251 Accrued Payroll Taxes: Payroll Tax Liabilities		-
252 Accrued Payroll Taxes: 401(k) Liability	-	-
253 Accrued Payroll Taxes: Direct Deposit Liabilities		-
264-1 Accrued Organizational Taxes: Sales Tax Liability: Sales Tax Liability - CA	12	117
264-2 Accrued Organizational Taxes: Sales Tax Liability: Sales Tax Liability - CO		-
264-2-1 Accrued Organizational Taxes: Sales Tax Liability: Sales Tax Liability - CO: Douglas County	(34)	-
264-2-2 Accrued Organizational Taxes: Sales Tax Liability: Sales Tax Liability - CO: Jefferson County	(11)	-
264-2-3 Accrued Organizational Taxes: Sales Tax Liability: Sales Tax Liability - CO: Arapahoe County	(46)	-
264-2-4 Accrued Organizational Taxes: Sales Tax Liability: Sales Tax Liability - CO: Boulder County	(8)	-
264-2-5 Accrued Organizational Taxes: Sales Tax Liability: Sales Tax Liability - CO: El Paso County	(2)	-
264-2-6 Accrued Organizational Taxes: Sales Tax Liability: Sales Tax Liability - CO: Adams County	(10)	-
264-3 Accrued Organizational Taxes: Sales Tax Liability: Sales Tax Liability - PA	6	42
264-4 Accrued Organizational Taxes: Sales Tax Liability: Sales Tax Liability - TX	11	131
264-5 Accrued Organizational Taxes: Sales Tax Liability: Sales Tax Liability - VA	(69)	1
272-10 Deferred Liabilities: Deferred Convention Revenue: Deferred Convention Packages		-
272-20 Deferred Liabilities: Deferred Convention Revenue: Deferred Convention Fundraising	41,930	91,756
276 Deferred Liabilities: Joint Affiliate Portion of Rev	(1,218)	1,787
Total Adjustments to reconcile Net Income to Net Cash provided by operations:	30,427	70,348
Net cash provided by operating activities	15,304	(23,781)
INVESTING ACTIVITIES		
179 Fixed Assets: Accumulated Depreciation	1,846	22,151
Net cash provided by investing activities	1,846	22,151
FINANCING ACTIVITIES		
31 General Operating		5,929
3210 Temp. Restricted Balances: Fund - Building		(4,635)
3213 Temp. Restricted Balances: Fund - Legal Action Fund		(1,293)
Net cash provided by financing activities	-	-
Net cash increase for period	17,150	(1,631)

RELATED PARTY TRANSACTIONS AS OF: 1/25/2024

Related Party Donations	BSM Expires	Date of Last Contribution	Amount	YTD Contributions	Lifetime Giving (Since 1990)	Liberty Pledge Club
Gary Alvstad	Life Member	12/31/23	\$ 25.00	\$ -	\$ 4,401.85	
David Benner III	03/30/24	03/30/23	\$ 25.00	\$ -	\$ 787.00	
Dustin Blankenship	12/01/24	01/04/24	\$ 25.00	\$ 25.00	\$ 1,194.36	Yes
Richard Bowen	LPF Member	01/18/24	\$ 10.00	\$ 31.00	\$ 3,260.00	Yes
Richard Burke	09/20/24	10/31/23	\$ 25.00	\$ -	\$ 1,381.15	
Joshua Clark	Life Member	08/01/23	\$ 125.00	\$ -	\$ 2,279.00	Yes
Martin Cowen	Life Member	01/01/24	\$ 5.00	\$ 5.00	\$ 8,006.73	Yes
Randall Daniel	02/05/24	02/05/23	\$ 25.00	\$ -	\$ 660.75	
Otto Dassing	01/01/24	12/01/23	\$ 25.00	\$ -	\$ 1,152.50	Yes
Miguel Duque	08/04/23	07/10/23	\$ 33.99	\$ -	\$ 309.83	Yes
Joseph Ecklund	11/06/23	02/03/23	\$ 25.00	\$ -	\$ 469.00	
Carrie Eiler	Life Member	11/07/23	\$ 104.20	\$ -	\$ 2,595.72	
Bryan Elliott	Life Member	05/15/23	\$ 20.00	\$ -	\$ 4,756.00	
Patrick Ford	08/01/24	08/25/23	\$ 100.00	\$ -	\$ 1,145.30	
Linnea Gabbard	03/26/24	06/26/23	\$ 5.00	\$ -	\$ 831.75	
Todd Hagopian	Life Member	01/08/24	\$ 50.00	\$ 50.00	\$ 7,495.11	Yes
Robley Hall	09/01/23	01/01/24	\$ 5.00	\$ 5.00	\$ 599.00	Yes
Adam Haman	06/18/24	12/07/23	\$ 182.88	\$ -	\$ 1,141.92	
Caryn Ann Harlos	Life Member	01/01/24	\$ 128.75	\$ 128.75	\$ 14,413.59	Yes
Meredith Hays	05/28/24	12/16/23	\$ 182.88	\$ -	\$ 414.98	
Gregory Hertzsch	06/01/24	01/01/24	\$ 10.00	\$ 10.00	\$ 20,346.15	
William Hyman	04/13/23	12/01/23	\$ 5.15	\$ -	\$ 903.65	Yes
Adrian Malagon	LP Lifetime	01/01/24	\$ 5.15	\$ 5.15	\$ 2,213.48	
Angela McArdle	12/02/24	01/03/24	\$ 25.00	\$ 30.00	\$ 4,014.62	Yes
Dustin Nanna	06/08/23	06/08/23	\$ 25.00	\$ -	\$ 4,915.55	
Steven Nekhaila	Life Member	01/17/24	\$ 500.00	\$ 600.00	\$ 11,343.50	Yes
Connor Nepomuceno	Life Member	01/18/24	\$ 10.30	\$ 15.30	\$ 3,258.82	
Donovan Pantke, in memoriam	12/08/23	08/31/23	\$ 52.50	\$ -	\$ 6,221.30	
William Redpath	Life Member	01/24/24	\$ 17.00	\$ 17.00	\$ 137,115.00	
Michael Ruco	09/09/24	01/20/24	\$ 50.00	\$ 204.50	\$ 2,806.50	
Joshua Smith	05/04/23	01/11/24	\$ 5.00	\$ 5.00	\$ 2,458.34	
Marcos Tuniewicz	Life Member	08/28/23	\$ 100.00	\$ -	\$ 4,771.58	
Beth Vest	Life Member	01/11/24	\$ 10.30	\$ 10.30	\$ 3,119.60	
Andrew Watkins	Life Member	11/10/23	\$ 25.00	\$ -	\$ 2,543.00	
Katherine Yeniscavich	Life Member	01/14/24	\$ 10.30	\$ 36.05	\$ 3,692.06	
Total Contributions (Curr Board):			\$ 1,978.40	\$ 1,178.05	\$ 267,018.69	

Related Party Disbursements	Memo	Dec 23 Disbursements	2023 YTD Disbursements
Free Libertarian Party New Mexico	State Membership Transfer	\$ -	\$ 75.00
LPAC - LP Alaska	State Membership Transfer	\$ -	\$ 580.00
LPCA - LP California	State Membership Transfer	\$ 940.88	\$ 2,015.88
LPOH - LP Ohio	Ballot Access	\$ -	\$ 7,500.00
LPME - LP ME	Ballot Access	\$ -	\$ 2,500.00
LPNM - LP New Mexico	State Membership Transfer	\$ 168.26	\$ 168.26
LP - North Dakota	Membership	\$ 3,500.00	\$ 10,500.00
LPVA - LP Virginia	State Membership Transfer	\$ -	\$ 21.11
Redpath, William	Reimbursed BA Travel	\$ -	\$ 869.76
Total Disbursements:		\$ 4,609.14	\$ 24,230.01

CHAIR'S DISCRETIONARY DISBURSEMENTS FOR 2023

Chair	Memo	MTD	YTD
Angela McArdle	Reimbursement General Fundraising		\$ 1,297.15