

Libertarian National Committee - Membership Report

"Donor" Totals - Mar-08

18 Month Comparison

	Oct-06	Nov-06	Dec-06	Jan-07	Feb-07	Mar-07	Apr-07	May-07	Jun-07	Jul-07	Aug-07	Sep-07	Oct-07	Nov-07	Dec-07	Jan-08	Feb-08	Mar-08
Active w-MEM	11350	11196	11014	11344	11921	12144	12333	12692	13133	13359	13551	13492	13149	13309	14181	14171	13908	13809
Active w/out MEM	880	824	778	803	891	965	852	791	792	817	822	794	769	771	924	941	1011	1032
Total	12230	12020	11792	12147	12812	13109	13185	13483	13925	14176	14373	14286	13918	14080	15105	15112	14919	14841
Percent Change	1.86%	-1.72%	-1.90%	3.01%	5.47%	2.32%	0.58%	2.26%	3.28%	1.80%	1.39%	-0.61%	-2.58%	1.16%	7.28%	0.05%	-1.28%	-0.52%

Lapsed MEM	1189	1127	928	336	396	783	659	671	613	547	587	743	1367	812	718	724	1028	1111
Lapes w/out MEM	92	60	56	22	22	35	114	70	49	49	52	35	60	24	13	27	59	79
Lapsed Total	1281	1187	984	358	418	818	773	741	662	596	639	778	1427	836	731	751	1087	1190
Percent Change	24.61%	-7.34%	-17.10%	-63.62%	16.76%	95.69%	-5.50%	-4.14%	-10.66%	-9.97%	7.21%	21.75%	83.42%	-41.42%	-12.56%	2.74%	44.74%	9.48%

New Donors w-MEM	525	203	132	240	196	196	170	181	299	195	244	230	285	165	319	228	287	208
New w/out MEM	2	1	0	0	2	0	0	0	4	0	0	0	0	1	83	33	107	36
New Total	527	204	132	240	198	196	170	181	303	195	244	230	285	166	402	261	394	244
Percent Change	109.96%	-61.29%	-35.29%	81.82%	-17.50%	-1.01%	-13.27%	6.47%	67.40%	-35.64%	25.13%	-5.74%	23.91%	-41.75%	142.17%	-35.07%	50.96%	-38.07%

Renewed w-MEM	869	770	614	426	777	810	678	849	755	578	535	454	739	807	1271	486	478	804
Renewed w/out MEM	112	3	10	47	108	109	1	9	46	74	57	7	35	25	83	11	22	64
Total Renewals	981	773	624	473	885	919	679	858	801	652	592	461	774	832	1354	497	500	868
Percent Change	158.16%	-21.20%	-19.28%	-24.20%	87.10%	3.84%	-26.12%	54.20%	-6.64%	-18.60%	-9.20%	-22.13%	67.90%	7.49%	62.74%	-63.29%	0.60%	73.60%

Active MEM	11350	11196	11014	11344	11921	12144	12333	12692	13133	13359	13551	13492	13149	13309	14181	14171	13908	13809
Zero Dues MEM	92187	93175	93718	93754	93537	93517	93438	93479	93163	93082	93127	93410	94021	94018	93567	93824	94355	94640
Total "MEM"	103537	104371	104732	105098	105458	105661	105771	106171	106296	106441	106678	106902	107170	107327	107748	107995	108263	108449
Percent Change	0.69%	0.81%	0.35%	0.35%	0.34%	0.19%	0.10%	0.38%	0.12%	0.14%	0.22%	0.21%	0.25%	0.15%	0.39%	0.23%	0.25%	0.17%

Total "LIFETIME"	n/a	n/a	1861	n/a	n/a	n/a	n/a	n/a	n/a	n/a	n/a	n/a	1908	1918	1921	1930	1930	1933	1936
-------------------------	------------	------------	-------------	------------	------------	------------	------------	------------	------------	------------	------------	------------	-------------	-------------	-------------	-------------	-------------	-------------	-------------

Last Year vs. This Year

	Mar-07	Mar-08	Change
Active w-MEM	12144	13809	13.71%
Active w/out MEM	965	1032	6.94%
Total Active	13109	14841	13.21%
Lapsed	818	1190	45.48%
New Donors	196	244	24.49%
Renewals	919	868	-5.55%

Active Donors w-MEM = 13809

Lapsed & Zero Dues MEM = 94640

Total "MEM" w-Signed Certificate = 108449

Member Signed Certificate = "MEM"

Mar-08 MEMBERSHIP BY STATE --- ACTIVE AND NON ACTIVE

<u>STATE</u>	<u>TOTAL "MEM"</u>	<u>NON ACTIVE "MEM"</u>	<u>ACTIVE "MEM"</u>	<u>ACTIVE "SUB"</u>	<u>TOTAL "ACTIVE"</u>
AK	603	530	73	2	75
AL	1276	1105	171	9	180
AR	669	587	82	7	89
AZ	2620	2276	344	32	376
CA	17501	15487	2014	149	2163
CO	2935	2490	445	40	485
CT	1215	1032	183	16	199
DC	288	256	32	5	37
DE	325	278	47	4	51
FL	6250	5401	849	66	915
GA	5065	4576	489	26	515
HI	434	378	56	5	61
IA	797	691	106	7	113
ID	604	540	64	1	65
IL	3620	3115	505	42	547
IN	2410	2083	327	27	354
KS	998	840	158	7	165
KY	849	742	107	8	115
LA	763	648	115	6	121
MA	2487	2237	250	29	279
MD	1954	1664	290	30	320
ME	679	609	70	8	78
MI	4466	3961	505	31	536
MN	1656	1443	213	13	226
MO	1819	1562	257	19	276
MS	453	408	45	7	52

<u>STATE</u>	<u>TOTAL "MEM"</u>	<u>NON ACTIVE "MEM"</u>	<u>ACTIVE "MEM"</u>	<u>ACTIVE "SUB"</u>	<u>TOTAL "ACTIVE"</u>
MT	406	350	56	8	64
NC	2554	2217	337	22	359
ND	129	108	21	0	21
NE	460	401	59	5	64
NH	1200	1041	159	14	173
NJ	2527	2222	305	27	332
NM	945	813	132	8	140
NV	1449	1233	216	16	232
NY	3820	3277	543	60	603
OH	3674	3103	571	46	617
OK	769	668	101	11	112
OR	1902	1690	212	14	226
PA	4890	4339	551	28	579
RI	220	194	26	1	27
SC	1281	1030	251	14	265
SD	182	152	30	1	31
TN	1828	1563	265	9	274
TX	6549	5780	769	57	826
UT	912	816	96	7	103
VA	3304	2798	506	27	533
VT	351	313	38	7	45
WA	3660	3240	420	19	439
WI	1491	1280	211	15	226
WV	498	446	52	4	56
WY	263	227	36	3	39
OTHER	449	400	49	13	62

	<u>TOTAL "MEM"</u>	<u>NON ACTIVE "MEM"</u>	<u>ACTIVE "MEM"</u>	<u>ACTIVE "SUB"</u>	<u>TOTAL "ACTIVE"</u>
TOTALS	108449	94640	13809	1032	14841

STATE RANKINGS - TOP 15

<u>STATE</u>	<u>ACTIVE "MEM"</u>	<u>ACTIVE "SUB"</u>	<u>TOTAL ACTIVE</u>
CA	2014	149	2163
FL	849	66	915
TX	769	57	826
OH	571	46	617
PA	551	28	579
NY	543	60	603
VA	506	27	533
IL	505	42	547
MI	505	31	536
GA	489	26	515
CO	445	40	485
WA	420	19	439
AZ	344	32	376
NC	337	22	359
IN	327	27	354

DEFINITIONS: MEM = Member Signed Certificate

Total MEM = Total # Constituents Per State w-Member Signed Certificate

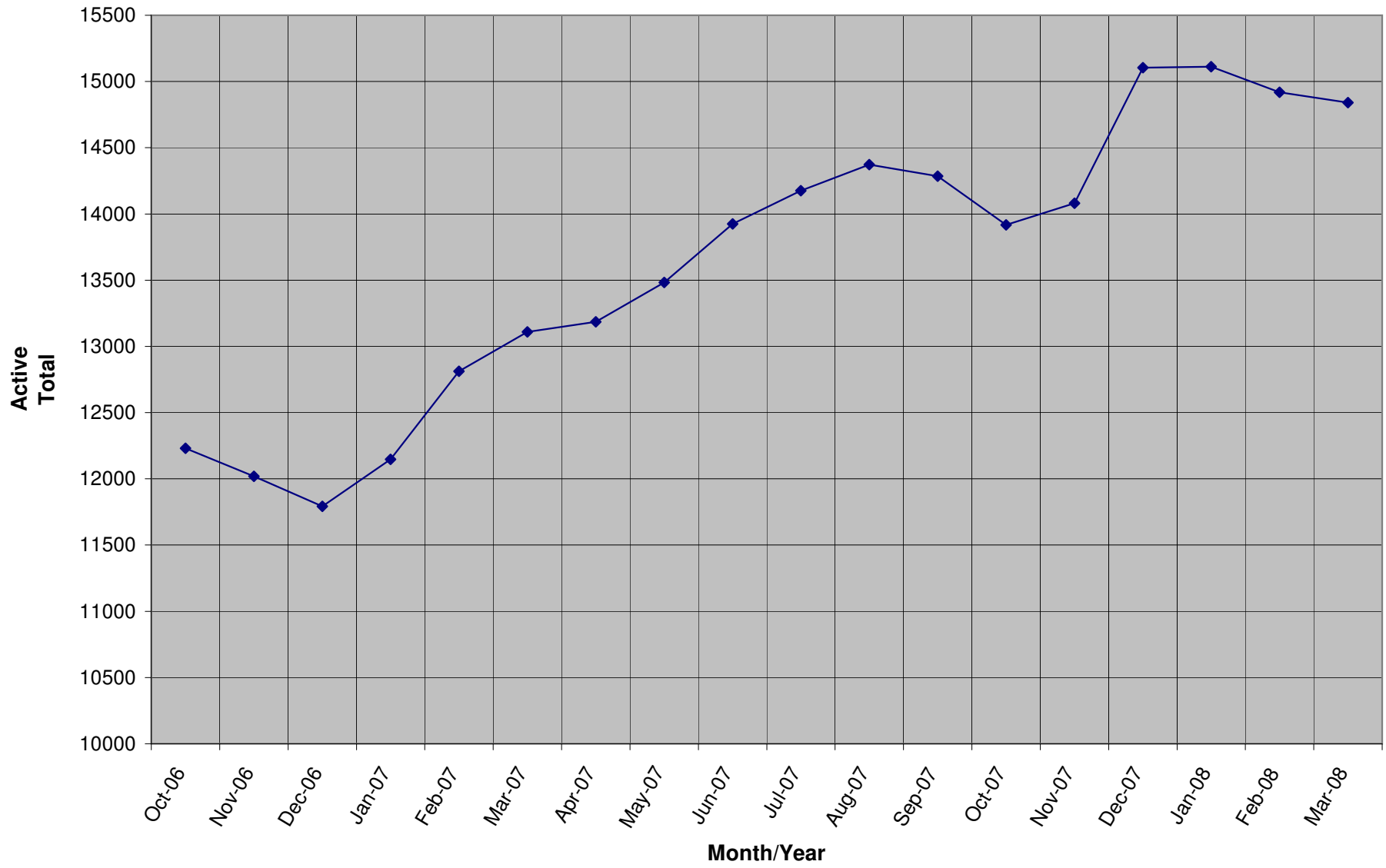
NON ACTIVE MEM = Const w-Signed Certificate who are Lapsed or Inquires ("Zero Dues Member")

ACTIVE MEM = Current Dues Paying or Lifetime Donor w-Signed Certificate (By Law Definition of "Sustaining Member" and number used for delegate count)

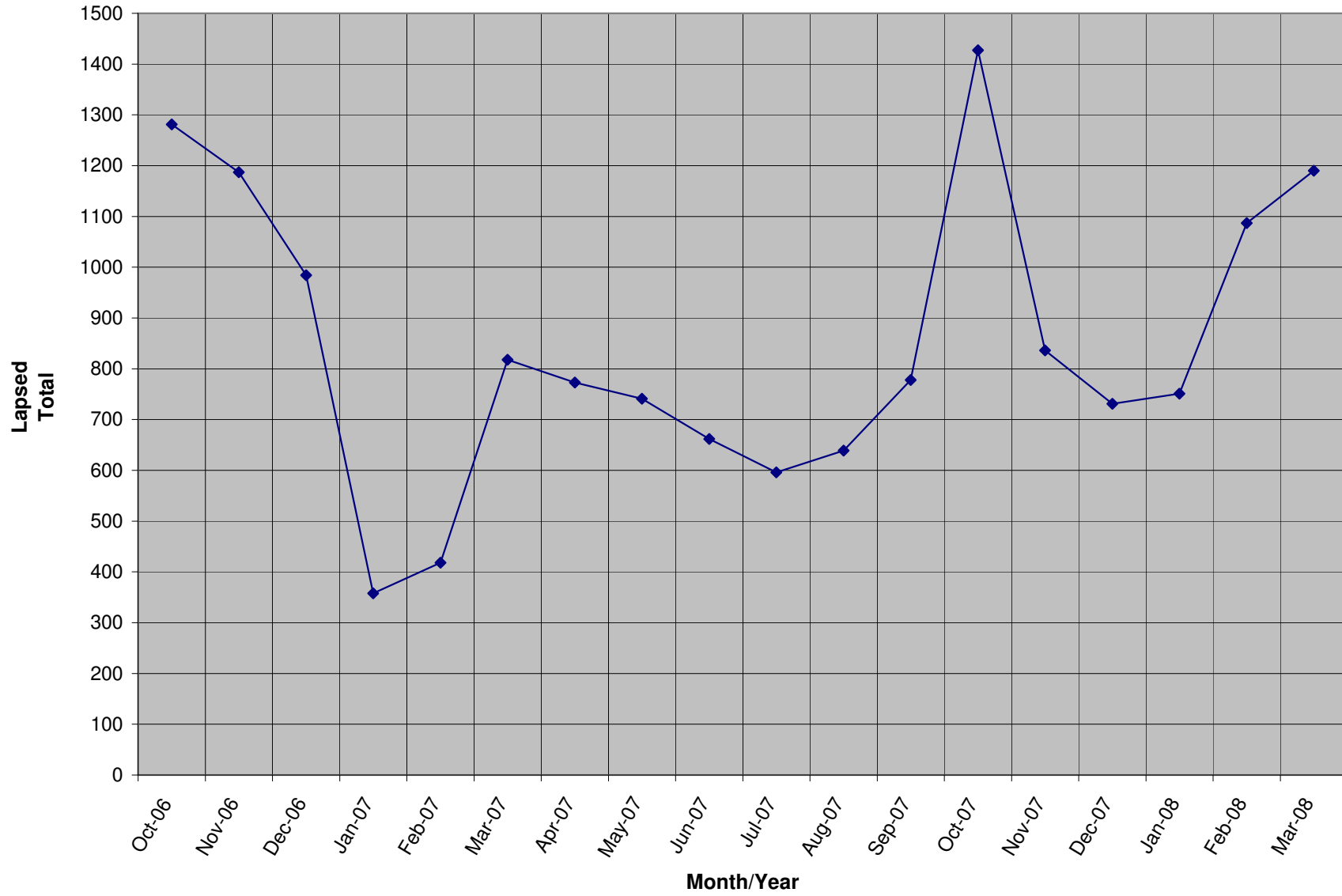
ACTIVE SUB (ACTIVE NON MEM) = Current Dues Paying or Lifetime Donors Whoe Have NOT Signed the Certificate (Formerly Called "Subscriber")

TOTAL ACTIVE = Current Dues Paying or Lifetime Donor

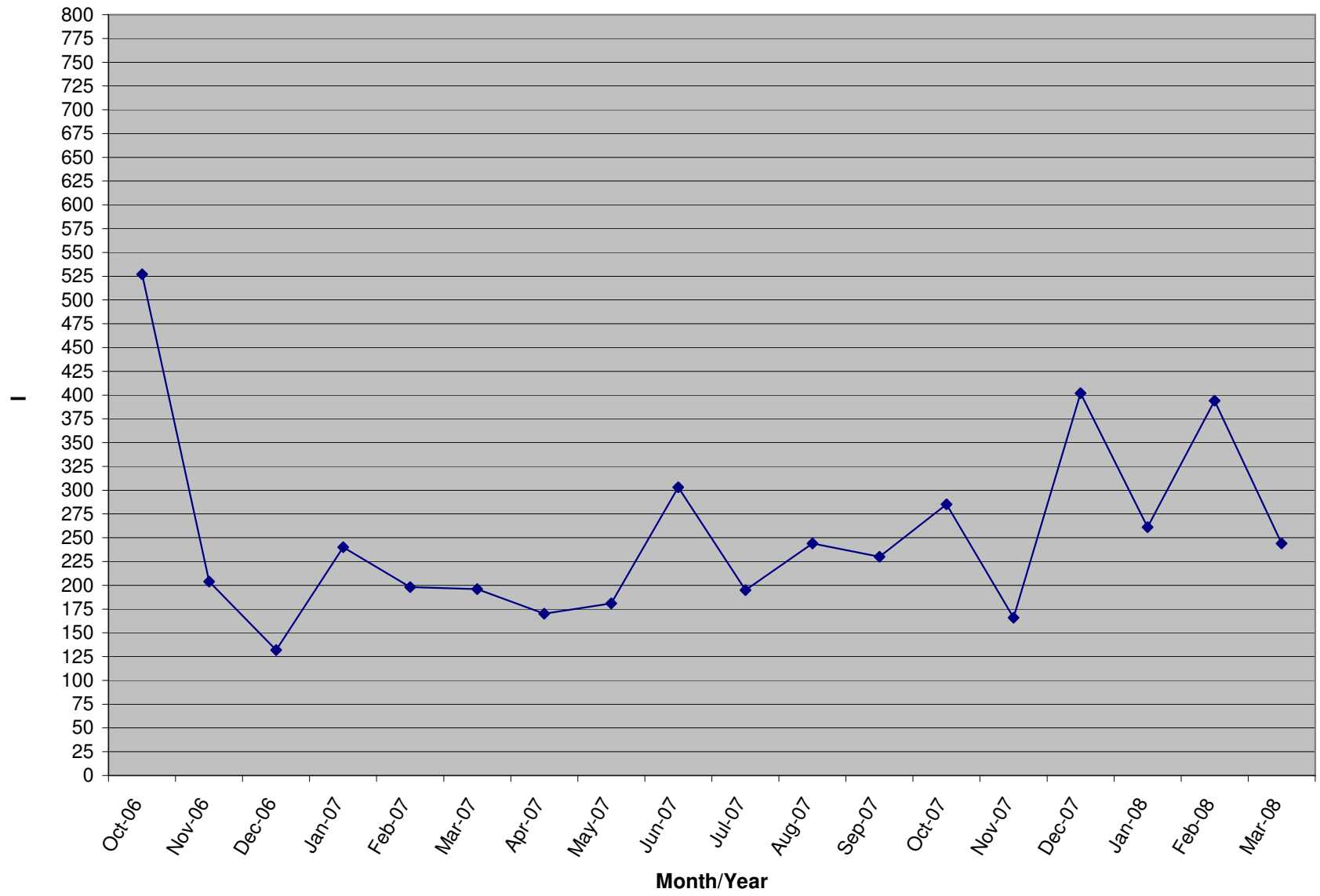
Active Donors



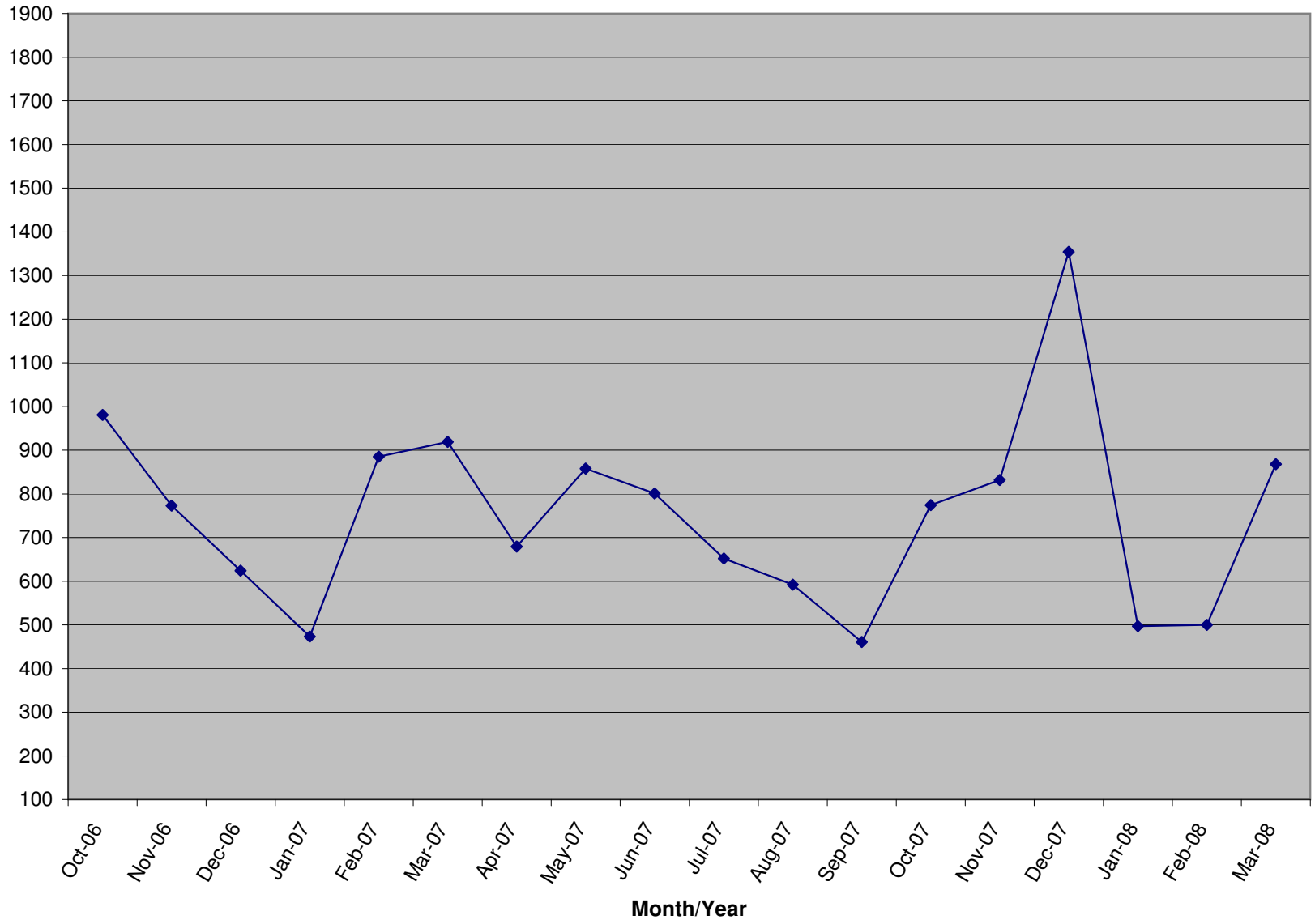
Lapsed Donors



New Donors



Renew Donors



MEM Total

