



## **JUNE 2023 END OF MONTH FINANCIAL REPORTS**

Page 2 – EOM Sustaining Membership and Revenue Charts and Graphs

Page 4 – EOM Financial Summary Reports

Page 5 - P&L BtoA Detail by Month

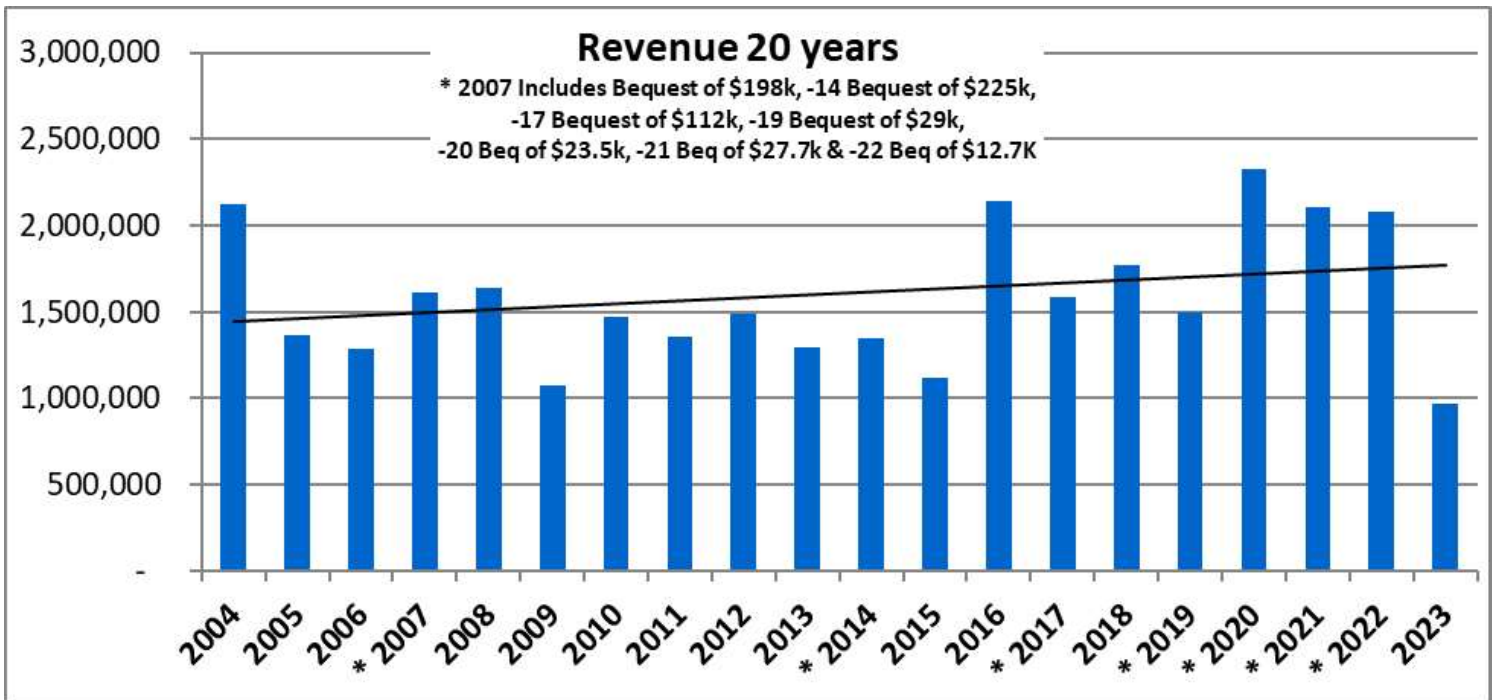
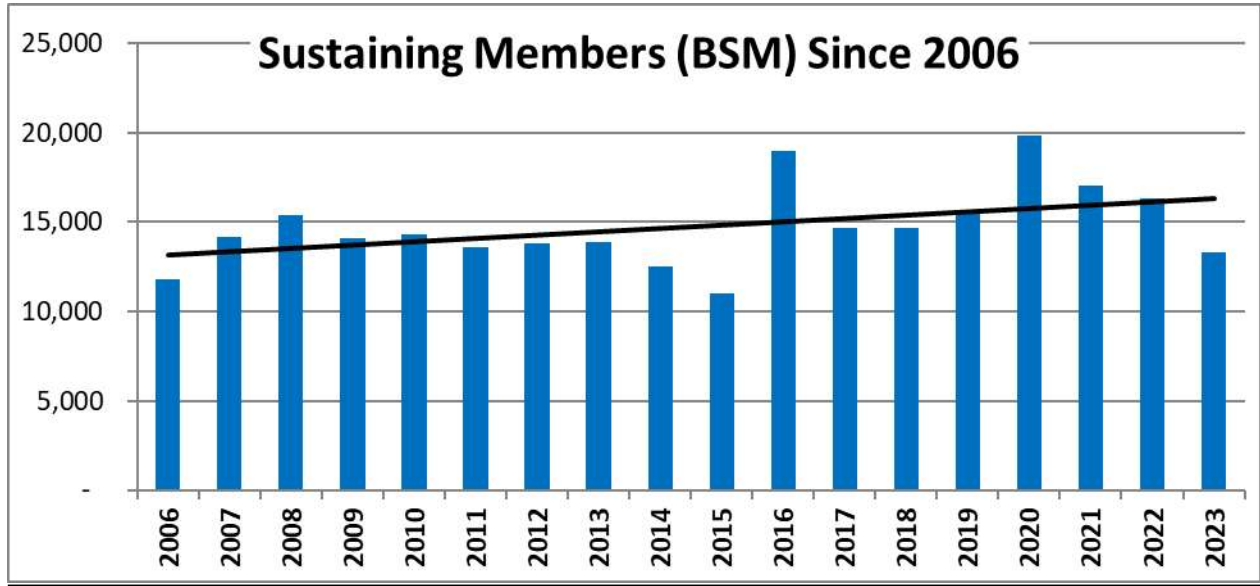
Page 7 – Balance Sheet Curr v. Prior Month Comparison

Page 9 - Cash Flow Report

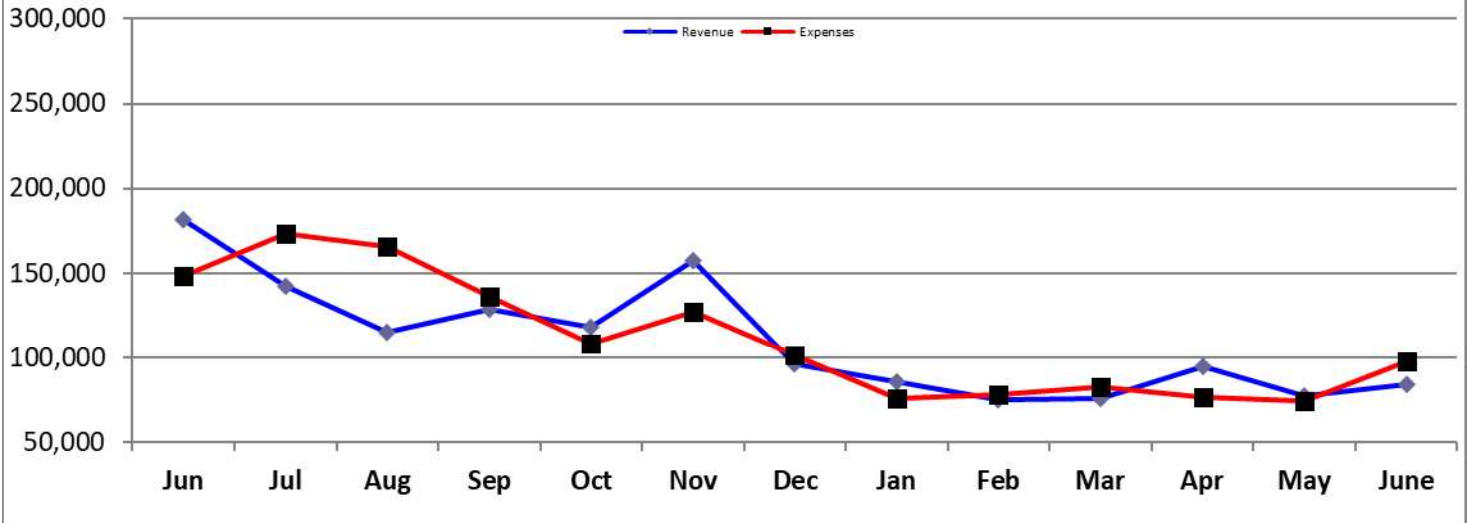
Page 10 – Related Party Disbursements

Page 10 – Chair’s Discretionary Disbursements

## End of Month Reports – Charts



### Monthly Revenue and Expenses - Past 12 Months - \* Non Convention



### Reserve Adequacy Trend (24 Months)

2023 Resv Target = \$74,120 \* - Curr Month Resv = \$248,544

\* Budget Amendeed 01/23

Reserve Requirement = Sum of Monthly Occupancy, Labor & Governance Expenses

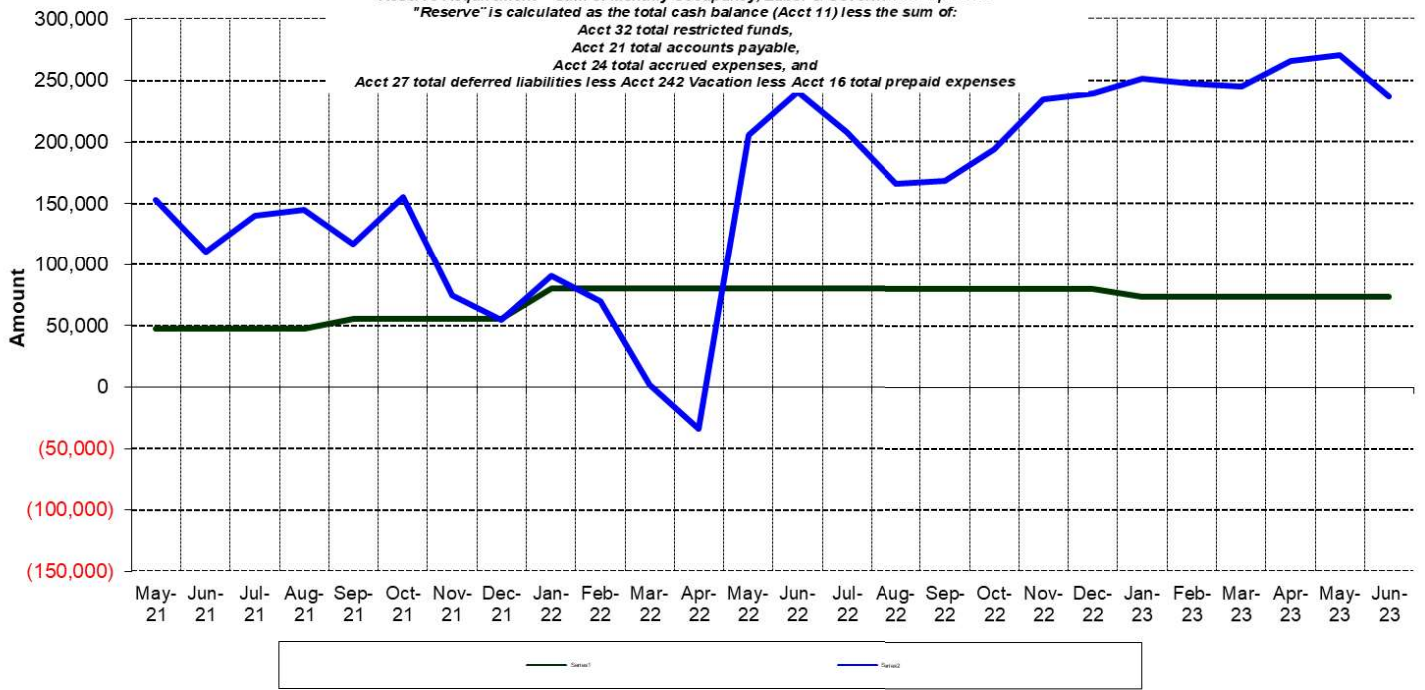
"Reserve" is calculated as the total cash balance (Acct 11) less the sum of:

Acct 32 total restricted funds,

Acct 21 total accounts payable,

Acct 24 total accrued expenses, and

Acct 27 total deferred liabilities less Acct 242 Vacation less Acct 16 total prepaid expenses



## End of Month Reports – Financial Summary

### Revenue - by Function as % of Total 2019 thru 2023 (Not Including Convention Packages)

	2019	2020	2021	2022	2023
Membership Revenue	622,486	879,035	700,830	618,573	142,017
% Total Non Conv Revenue	41%	42%	33%	36%	29%
General Fundraising	648,038	843,565	1,050,462	969,607	340,917
% Total Non Conv Revenue	43%	40%	50%	57%	69%
Project/Program/Other	230,807	363,056	357,632	120,567	7,773
% Total Non Conv Revenue	15%	17%	17%	7%	2%
<b>Total Non Convention Revenue</b>	<b>1,501,331</b>	<b>2,085,656</b>	<b>2,108,924</b>	<b>1,708,747</b>	<b>490,707</b>

### P&L Acct Summary Last Month Plus YTD January through June 2023

	Jan 23	Feb 23	Mar 23	Apr 23	May 23	Jun 23	TOTAL
<b>Revenue</b>							
4-4000 · Fundraising Membership Prog Rev	85,079	73,691	74,959	93,832	75,824	82,956	486,342
4-4100 · Restricted Project Revenue	316	1,047	527	443	1,028	1,002	4,363
<b>Total Revenue</b>	<b>85,395</b>	<b>74,738</b>	<b>75,486</b>	<b>94,275</b>	<b>76,852</b>	<b>83,958</b>	<b>490,705</b>
<b>Expense</b>							
7-7000 · Fundraising Membership Prog Exp	16,961	16,592	13,450	14,481	12,563	24,168	98,215
8000 · Salary & Related Expense	41,632	45,483	42,924	39,626	43,540	48,452	261,657
8100 · Admin & Overhead Expense	7,593	6,711	11,980	8,946	8,594	10,314	54,138
8200 · Professional Services	8,490	7,418	12,050	11,241	7,726	12,730	59,655
8300 · Depreciation Expense	1,846	1,846	1,846	1,846	1,846	1,846	11,076
<b>Total Expense</b>	<b>76,522</b>	<b>78,050</b>	<b>82,250</b>	<b>76,140</b>	<b>74,269</b>	<b>97,510</b>	<b>484,741</b>
<b>Net Revenue</b>	<b>8,873</b>	<b>(3,312)</b>	<b>(6,764)</b>	<b>18,135</b>	<b>2,583</b>	<b>(13,551)</b>	<b>5,964</b>

## Balance Sheet Summary - Current vs Prior Month

	June 30, 2023	May 31, 2023	\$ Change	% Change
<b>ASSETS</b>				
<b>Current Assets</b>				
Checking/Savings	273,499	270,569	2,930	1.08%
Other Current Assets	30,045	31,370	(1,325)	(4.22%)
<b>Total Current Assets</b>	<b>303,544</b>	<b>301,939</b>	<b>1,605</b>	<b>0.53%</b>
<b>Fixed Assets</b>	<b>768,482</b>	<b>770,328</b>	<b>(1,846)</b>	<b>(0.24%)</b>
<b>TOTAL ASSETS</b>	<b>1,072,026</b>	<b>1,072,267</b>	<b>(241)</b>	<b>(0.02%)</b>
<b>LIABILITIES &amp; EQUITY</b>				
<b>Liabilities</b>				
<b>Current Liabilities</b>				
Accounts Payable	11,228	11,454	(226)	(1.97%)
Other Current Liabilities	52,977	39,441	13,536	34.32%
<b>Total Current Liabilities</b>	<b>64,205</b>	<b>50,894</b>	<b>13,310</b>	<b>26.15%</b>
<b>Total Liabilities</b>	<b>64,205</b>	<b>50,894</b>	<b>13,310</b>	<b>26.15%</b>
<b>Equity</b>	<b>1,007,821</b>	<b>1,021,372</b>	<b>(13,551)</b>	<b>(1.33%)</b>
<b>TOTAL LIABILITIES &amp; EQUITY</b>	<b>1,072,026</b>	<b>1,072,267</b>	<b>(241)</b>	<b>(0.02%)</b>

## Profit & Loss Budget vs. Actual January through June 2023

				TOTAL		
	Jun 23	Budget	\$ Over Budget	Jan - Jun 23	Budget	\$ Over Budget
<b>Income</b>						
<b>4-4000 · Fundraising Membership Prog Rev</b>						
4000.10 · Recurring Monthly Revenue	47,395.56	56,000.00	(8,604.44)	278,524.69	310,000.00	(31,475.31)
4000.20 · Other Membership Revenue	30,762.77	32,146.00	(1,383.23)	142,016.65	163,131.00	(21,114.35)
4000.30 · General Fundraising Revenue	4,078.76	15,965.00	(11,886.24)	49,127.95	119,084.00	(69,956.05)
4000.40 · Ballot Access - Voter Reg Rev	265.00	20,000.00	(19,735.00)	13,264.35	95,000.00	(81,735.65)
4000.50 · Campaign Candidate Support Rev	168.75	5,000.00	(4,831.25)	3,603.45	19,000.00	(15,396.55)
4000.60 · Affiliate Support Revenue	144.93	1,000.00	(855.07)	(752.32)	5,000.00	(5,752.32)
4000.70 · Historic Preservation Revenue	140.30	250.00	(109.70)	557.40	1,250.00	(692.60)
4000.90 · Joint Membership Affiliate Port	0.00			0.00		
<b>Total 4-4000 · Fundraising Mem bership Prog Rev</b>	<b>82,956.07</b>	<b>130,361.00</b>	<b>(47,404.93)</b>	<b>486,342.17</b>	<b>712,465.00</b>	<b>(226,122.83)</b>
<b>4-4100 · Restricted Project Revenue</b>						
4100.10 · Building Fund Revenue	172.35	2,000.00	(1,827.65)	1,209.10	10,000.00	(8,790.90)
4100.20 · Legal Fund Revenue	830.00	300.00	530.00	3,155.45	1,500.00	1,655.45
<b>Total 4-4100 · Restricted Project Revenue</b>	<b>1,002.35</b>	<b>2,300.00</b>	<b>(1,297.65)</b>	<b>4,364.55</b>	<b>11,500.00</b>	<b>(7,135.45)</b>
<b>Total Income</b>	<b>83,958.42</b>	<b>132,661.00</b>	<b>(48,702.58)</b>	<b>490,706.72</b>	<b>723,965.00</b>	<b>(233,258.28)</b>
<b>Gross Profit</b>	<b>83,958.42</b>	<b>132,661.00</b>	<b>(48,702.58)</b>	<b>490,706.72</b>	<b>723,965.00</b>	<b>(233,258.28)</b>
<b>Expense</b>						
<b>7-7000 · Fundraising Membership Prog Exp</b>						
7000.10 · Recurring Monthly Expense	600.00	10,000.00	(9,400.00)	4,488.00	60,000.00	(55,512.00)
7000.20 · Other Membership Expense	618.46	2,500.00	(1,881.54)	9,379.61	15,000.00	(5,620.39)
7000.30 · General Fundraising Expense	1,300.00	10,000.00	(8,700.00)	13,488.95	48,000.00	(34,511.05)
7000.40 · Ballot Access Fundraising Exp	0.00	1,000.00	(1,000.00)	0.00	6,000.00	(6,000.00)
7000.50 · Building Fundraising Expense	0.00	100.00	(100.00)	0.00	500.00	(500.00)
7000.60 · Credit Card Fees Expense	4,257.55	3,850.00	407.55	24,507.63	21,009.00	3,498.63
<b>7000.80 · Core Services Expense</b>						
7000.81 · Outreach & Activism Expense	1,074.74	6,000.00	(4,925.26)	29,097.32	34,000.00	(4,902.68)
7000.84 · Ballot Access Petitioning Exp	0.00	0.00	0.00	869.76	0.00	869.76
7000.86 · Ballot Access Legal Expense	0.00	0.00	0.00	0.00	0.00	0.00
7000.87 · Ballot Access Lobbying Exp	14,000.00	2,500.00	11,500.00	14,000.00	10,000.00	4,000.00
7000.88 · Campaign Candidate Support Exp	2,317.27	25,000.00	(22,682.73)	2,317.27	49,000.00	(46,682.73)
7000.89 · Affiliate Support Expense	0.00	0.00	0.00	0.00	0.00	0.00
7000.90 · Historic Preservation Expense	0.00	250.00	(250.00)	66.00	1,000.00	(934.00)
<b>Total 7000.80 · Core Services Expense</b>	<b>17,392.01</b>	<b>33,750.00</b>	<b>(16,357.99)</b>	<b>46,350.35</b>	<b>94,000.00</b>	<b>(47,649.65)</b>
<b>Total 7-7000 · Fundraising Mem bership Prog Exp</b>	<b>24,168.02</b>	<b>61,200.00</b>	<b>(37,031.98)</b>	<b>98,214.54</b>	<b>244,509.00</b>	<b>(146,294.46)</b>



## Profit & Loss Budget vs. Actual January through June 2023

	TOTAL					
	Jun 23	Budget	\$ Over Budget	Jan - Jun 23	Budget	\$ Over Budget
<b>8000 · Salary &amp; Related Expense</b>						
8005 · Salary Hourly Bonus Sick & Vac	27,461.86	42,000.00	(14,538.14)	208,908.54	254,000.00	(45,091.46)
8010 · Hourly Wages (Adm in Portion)	0.00			1,860.80		
8015 · Contractor Admin & Internships	0.00	250.00	(250.00)	106.30	250.00	(143.70)
8020 · Employer Cont to P/R Tax	3,257.60	1,883.00	1,374.60	17,730.55	10,358.00	7,372.55
8030 · Employer Cont to 401K & Adm	218.87	1,356.00	(1,137.13)	4,117.24	7,456.00	(3,338.76)
8040 · Fed & State Unemployment	0.00	50.00	(50.00)	922.69	300.00	622.69
8050 · Fed & State Rev & Admn Tax	0.00	0.00	0.00	0.00	0.00	0.00
8060 · Health Insurance	2,218.21	2,562.00	(343.79)	10,731.32	14,090.00	(3,358.68)
8065 · Workers Comp Insurance	117.42	120.00	(2.58)	1,038.55	720.00	318.55
8070 · Other Bens, Gdwill & Training	0.00	60.00	(60.00)	0.00	360.00	(360.00)
8080 · Payroll Service Fees	184.46	215.00	(30.54)	1,247.97	1,210.00	37.97
8000 · Salary & Related Expense - Other	14,993.18			14,993.18		
<b>Total 8000 · Salary &amp; Related Expense</b>	<b>48,451.60</b>	<b>48,496.00</b>	<b>(44.40)</b>	<b>261,657.14</b>	<b>288,744.00</b>	<b>(27,086.86)</b>
<b>8100 · Admin &amp; Overhead Expense</b>						
8110 · Ofc Supplies & Non Cap Equipt	183.98	160.00	23.98	400.26	960.00	(559.74)
8115 · Bad Debts Expense	0.00	0.00	0.00	0.00	0.00	0.00
8120 · Telephone & Data Services	841.93	650.00	191.93	5,062.61	3,900.00	1,162.61
8125 · Equipment Leases & Maint.	0.00	65.00	(65.00)	0.00	390.00	(390.00)
8130 · Postage & Shipping	355.32	130.00	225.32	2,241.17	780.00	1,461.17
8140 · Travel, Meeting, & Meals Exp	2,267.53	5,600.00	(3,332.47)	6,834.74	15,100.00	(8,265.26)
8160 · Insurance - D/O Cyber - Other	1,225.17	1,500.00	(274.83)	8,112.69	9,000.00	(887.31)
<b>8170 · Occupancy Expenses</b>						
8170-20 · Utilities Expense	471.93	420.00	51.93	2,660.69	2,480.00	180.69
8170-30 · Property Taxes, Fees & Permits	925.33	750.00	175.33	4,653.53	4,500.00	153.53
8170-40 · Maintenance, Cleaning & Repairs	330.00	420.00	(90.00)	2,379.64	2,480.00	(100.36)
8170-50 · Property / GL Insurance	240.58	250.00	(9.42)	1,412.37	1,500.00	(87.63)
8170-60 · Assc Fees, Rent & Storage	210.00	200.00	10.00	1,260.00	1,200.00	60.00
<b>Total 8170 · Occupancy Expenses</b>	<b>2,177.84</b>	<b>2,040.00</b>	<b>137.84</b>	<b>12,366.23</b>	<b>12,160.00</b>	<b>206.23</b>
8180 · Printing & Copying	0.00	500.00	(500.00)	177.18	3,000.00	(2,822.82)
8190 · Software, Hardware & Other IT	2,918.87	4,697.00	(1,778.13)	18,012.37	28,178.00	(10,165.63)
8195 · Other Expenses & Bank Fees	343.58	334.00	9.58	931.15	2,000.00	(1,068.85)
<b>Total 8100 · Admin &amp; Overhead Expense</b>	<b>10,314.22</b>	<b>15,676.00</b>	<b>(5,361.78)</b>	<b>54,138.40</b>	<b>75,468.00</b>	<b>(21,329.60)</b>
<b>8200 · Professional Services</b>						
<b>8210 · Legal</b>						
8210-10 · Legal - General	4,500.00	6,250.00	(1,750.00)	31,343.00	37,500.00	(6,157.00)
8210-20 · Legal - Proactive	0.00			0.00		
<b>Total 8210 · Legal</b>	<b>4,500.00</b>	<b>6,250.00</b>	<b>(1,750.00)</b>	<b>31,343.00</b>	<b>37,500.00</b>	<b>(6,157.00)</b>
8220 · Accounting	0.00	4,500.00	(4,500.00)	0.00	9,000.00	(9,000.00)
8230 · FEC Filing & Consulting	4,000.00	4,000.00	0.00	14,000.00	24,000.00	(10,000.00)
8240 · Computer Services	4,230.00	6,000.00	(1,770.00)	14,311.25	44,000.00	(29,688.75)
8250 · Other Professional Services	0.00	250.00	(250.00)	0.00	1,500.00	(1,500.00)
<b>Total 8200 · Professional Services</b>	<b>12,730.00</b>	<b>21,000.00</b>	<b>(8,270.00)</b>	<b>59,654.25</b>	<b>116,000.00</b>	<b>(56,345.75)</b>
<b>8300 · Depreciation Expense</b>	<b>1,845.89</b>	<b>2,000.00</b>	<b>(154.11)</b>	<b>11,075.34</b>	<b>12,000.00</b>	<b>(924.66)</b>
<b>Total Expense</b>	<b>97,509.73</b>	<b>148,372.00</b>	<b>(50,862.27)</b>	<b>484,739.67</b>	<b>736,721.00</b>	<b>(251,981.33)</b>
<b>Net Income</b>	<b>(13,561.31)</b>	<b>(16,711.00)</b>	<b>2,159.69</b>	<b>5,967.05</b>	<b>(12,756.00)</b>	<b>18,723.05</b>

## Balance Sheet Current vs Prior Month

As of June 30, 2023

	Jun 30, 23	May 31, 23	\$ Change	% Change
<b>ASSETS</b>				
<b>Current Assets</b>				
<b>Checking/Savings</b>				
<b>11 · Cash</b>				
111U · PNC Checking 8115 (Unrest)	250,994.30	230,322.54	20,671.76	8.98%
112U · Truist xxx8394 (Unrestricted)	13,279.84	30,638.24	(17,358.40)	(56.66%)
113R · PNC Check 2497 (Restricted)	5,606.09	5,606.09	0.00	0.0%
114R · Truist xxx8408 (Rest Building)	0.00	383.73	(383.73)	(100.0%)
115R · Truist xxx5311 (Rest Legal)	3,618.88	3,618.88	0.00	0.0%
<b>Total 11 · Cash</b>	273,499.11	270,569.48	2,929.63	1.08%
<b>Total Checking/Savings</b>	273,499.11	270,569.48	2,929.63	1.08%
<b>Other Current Assets</b>				
<b>1500 · Undeposited Funds</b>				
1501 · Undeposited Funds-Stripe	2,500.08	0.00	2,500.08	100.0%
<b>Total 1500 · Undeposited Funds</b>	2,500.08	0.00	2,500.08	100.0%
<b>16 · Prepaid Expenses</b>				
<b>161 · Bulk Mail Account</b>				
161-10 · Prepaid Bulk Mail VA	505.42	505.42	0.00	0.0%
<b>Total 161 · Bulk Mail Account</b>	505.42	505.42	0.00	0.0%
<b>166 · Prepaid Insurance</b>	14,951.97	16,535.14	(1,583.17)	(9.58%)
<b>167 · Prepaid Convention - Spec Event</b>				
167-10 · Prepaid Convention General Exp	169.00	169.00	0.00	0.0%
<b>Total 167 · Prepaid Convention - Spec Event</b>	169.00	169.00	0.00	0.0%
<b>169 · Other Prepaid Expense</b>	11,918.33	14,160.00	(2,241.67)	(15.83%)
<b>Total 16 · Prepaid Expenses</b>	27,544.72	31,369.56	(3,824.84)	(12.19%)
<b>Total Other Current Assets</b>	30,044.80	31,369.56	(1,324.76)	(4.22%)
<b>Total Current Assets</b>	303,543.91	301,939.04	1,604.87	0.53%
<b>Fixed Assets</b>				
<b>17 · Fixed Assets</b>				
172 · Furniture & Fixtures	25,878.73	25,878.73	0.00	0.0%
173 · Office Equipment	16,796.61	16,796.61	0.00	0.0%
174 · Computer Hardware	36,448.77	36,448.77	0.00	0.0%
175 · Computer Software	134,613.90	134,613.90	0.00	0.0%
177 · Office Building				
177-10 · Physical Structure	477,119.00	477,119.00	0.00	0.0%
177-20 · Land	347,881.00	347,881.00	0.00	0.0%
<b>Total 177 · Office Building</b>	825,000.00	825,000.00	0.00	0.0%
178 · Ofc Imprmnt Acq & Capt Expense	70,519.11	70,519.11	0.00	0.0%
179 · Accumulated Depreciation	(340,775.36)	(338,929.47)	(1,845.89)	(0.55%)
<b>Total 17 · Fixed Assets</b>	768,481.76	770,327.65	(1,845.89)	(0.24%)
<b>Total Fixed Assets</b>	768,481.76	770,327.65	(1,845.89)	(0.24%)
<b>TOTAL ASSETS</b>	<b>1,072,025.67</b>	<b>1,072,266.69</b>	<b>(241.02)</b>	<b>(0.02%)</b>

## Balance Sheet Current vs Prior Month

As of June 30, 2023

	Jun 30, 23	May 31, 23	\$ Change	% Change
<b>LIABILITIES &amp; EQUITY</b>				
<b>Liabilities</b>				
<b>Current Liabilities</b>				
<b>Accounts Payable</b>				
21 · Accounts Payable	270.00	11,453.75	(11,183.75)	(97.64%)
<b>Total Accounts Payable</b>	270.00	11,453.75	(11,183.75)	(97.64%)
<b>Credit Cards</b>				
22 · Credit Cards				
2225 · BB&T Visa	10,957.81	0.00	10,957.81	100.0%
<b>Total 22 · Credit Cards</b>	10,957.81	0.00	10,957.81	100.0%
<b>Total Credit Cards</b>	10,957.81	0.00	10,957.81	100.0%
<b>Other Current Liabilities</b>				
24 · Accrued Expenses				
241 · Accrued Payroll	14,993.18	15,121.26	(128.08)	(0.85%)
242 · Accrued Vacation	20,930.00	20,930.00	0.00	0.0%
244 · Other Accrued Expenses	0.00	270.00	(270.00)	(100.0%)
245 · Accrued Real Estate Tax	0.00	(925.33)	925.33	100.0%
<b>Total 24 · Accrued Expenses</b>	35,923.18	35,395.93	527.25	1.49%
25 · Accrued Payroll Taxes				
251 · Payroll Tax Liabilities	0.00	0.04	(0.04)	(100.0%)
<b>Total 25 · Accrued Payroll Taxes</b>	0.00	0.04	(0.04)	(100.0%)
27 · Deferred Liabilities				
272 · Deferred Convention Revenue				
272-20 · Deferred Convention Fundraising	16,557.70	4,044.70	12,513.00	309.37%
<b>Total 272 · Deferred Convention Revenue</b>	16,557.70	4,044.70	12,513.00	309.37%
276 · Joint Affiliate Portion of Rev	496.02	0.00	496.02	100.0%
<b>Total 27 · Deferred Liabilities</b>	17,053.72	4,044.70	13,009.02	321.63%
<b>Total Other Current Liabilities</b>	52,976.90	39,440.67	13,536.23	34.32%
<b>Total Current Liabilities</b>	64,204.71	50,894.42	13,310.29	26.15%
<b>Total Liabilities</b>	64,204.71	50,894.42	13,310.29	26.15%
<b>Equity</b>				
31 · General Operating	995,674.64	996,120.91	(446.27)	(0.05%)
32 · Temp. Restricted Balances				
3204 · Fund - Campus	1,730.39	1,730.39	0.00	0.0%
3210 · Fund - Building	0.00	383.73	(383.73)	(100.0%)
3213 · Fund - Legal Action Fund	4,448.88	3,618.88	830.00	22.94%
<b>Total 32 · Temp. Restricted Balances</b>	6,179.27	5,733.00	446.27	7.78%
<b>Net Income</b>	5,967.05	19,518.36	(13,551.31)	(69.43%)
<b>Total Equity</b>	1,007,820.96	1,021,372.27	(13,551.31)	(1.33%)
<b>TOTAL LIABILITIES &amp; EQUITY</b>	<b>1,072,025.67</b>	<b>1,072,266.69</b>	<b>(241.02)</b>	<b>(0.02%)</b>



# Statement of Cash Flows

June 2023 & YTD

	Jun-23	Jan - June 23
<b>OPERATING ACTIVITIES</b>		
Net Income	(13,551)	5,967
Adjustments to reconcile Net Income to net cash provided by operations:		
1501 · Undeposited Funds-Stripe	(2,500)	(2,500)
161-10 · Prepaid Bulk Mail VA		205
166 · Prepaid Insurance	1,583	(8,434)
167-10 · Prepaid Convention General Exp		(169)
169 · Other Prepaid Expense	2,242	(6,049)
21 · Accounts Payable	(11,184)	(613)
2225 · BB&T Visa	10,958	10,958
241 · Accrued Payroll	(128)	(4,870)
242 · Accrued Vacation		(1,139)
244 · Other Accrued Expenses	(270)	(3,381)
245 · Accrued Real Estate Tax	925	-
272-20 · Deferred Convention Fundraising	12,513	16,558
276 · Joint Affiliate Portion of Rev	496	496
<b>Net cash provided by Operating Activities</b>	<b>1,084</b>	<b>7,029</b>
<b>INVESTING ACTIVITIES</b>		
179 · Accumulated Depreciation	1,846	11,075
<b>Net cash provided by Investing Activities</b>	<b>1,846</b>	<b>11,075</b>
<b>FINANCING ACTIVITIES</b>		
31 · General Operating	(446)	1,480
3210 · Fund - Building	(384)	(4,635)
3213 · Fund - Legal Action Fund	830	3,155
<b>Net cash provided by Financing Activities</b>	<b>-</b>	<b>-</b>
<b>Net cash increase for period</b>	<b>2,930</b>	<b>18,104</b>
<b>Cash at beginning of period</b>	<b>270,569</b>	<b>255,395</b>
<b>Cash at end of period</b>	<b>273,499</b>	<b>273,499</b>

**RELATED PARTY TRANSACTIONS AS OF: 06/30/2023**

Related Party Donations	BSM Expires	MTD Contributions	YTD Contributions	Lifetime Giving (Since	Liberty Pledge Club
David Benner	03/30/24	\$ -	\$ 25.00	\$ 632.00	
Dustin Blankenship	12/27/23	\$ 25.00	\$ 75.00	\$ 451.25	Yes
Richard Bowen	12/31/23	\$ 21.00	\$ 147.00	\$ 3,074.00	Yes
Joshua Clark	12/31/23	\$ 250.00	\$ 1,000.00	\$ 2,279.00	Yes
Martin Cowen	Life Member	\$ 5.00	\$ 1,641.76	\$ 6,268.52	Yes
Randall Daniel ***	01/01/24	\$ -	\$ 25.00	\$ 75.75	
Otto Dassing	01/01/24	\$ -	\$ 375.00	\$ 1,077.50	Yes
Miguel Duque	08/04/23	\$ 33.99	\$ 109.08	\$ 309.83	Yes
Joseph Ecklund	11/06/23	\$ -	\$ -	\$ 289.00	
Carrie Eiler	Life Member	\$ 50.00	\$ 50.00	\$ 2,471.52	
Bryan Elliott **	Life Member	\$ -			
Pat Ford	08/01/23	\$ -	\$ -	\$ 775.00	
Linnea Gabbard	03/26/24	\$ -	\$ 15.00	\$ 416.75	
Todd Hagopian	Life Member	\$ 371.00	\$ 1,034.76	\$ 4,883.76	Yes
Robley Hall	12/31/23	\$ 5.00	\$ 35.00	\$ 569.00	Yes
Caryn Ann Harlos	Life Member	\$ 1,325.00	\$ 3,321.20	\$ 12,184.29	Yes
William Hyman	04/01/24	\$ 5.15	\$ 36.05	\$ 667.15	Yes
Angela McArdle	12/31/23	\$ 5.00	\$ 85.00	\$ 1,599.00	Yes
Dustin Nanna	06/08/24	\$ 25.00	\$ 375.00	\$ 2,761.00	
Steven Nekhaila	Life Member	\$ 100.00	\$ 200.00	\$ 4,099.40	Yes
Connor Nepomuceno *	03/01/24	\$ -			
Donavan Pantke	12/08/23	\$ 51.50	\$ 413.00	\$ 1,714.80	
William Redpath	Life Member	\$ -	\$ -	\$ 131,727.00	
Michael Rufo	07/23/23	\$ -	\$ -	\$ 1,194.00	
Joshua Smith *	05/04/23	\$ -			
Mark Tuniewicz	Life Member	\$ -	\$ 43.26	\$ 4,714.84	
Andrew Watkins	Life Member	\$ 50.00	\$ 50.00	\$ 2,113.00	
Katherine Yeniscavich	Life Member	\$ 73.30	\$ 283.60	\$ 2,439.94	
Total Contributions (Curr Board):		\$ 2,395.94	\$ 9,289.71	\$ 188,787.30	

Related Party Disbursements	Memo	MTD Disbursements	YTD Disbursements
Free Libertarian Party New Mexico	State Membership Transfer	\$ -	\$ 90.00
LPAK - LP Alaska	State Membership Transfer	\$ 190.00	\$ 580.00
LPCA - LP California	State Membership Transfer	\$ -	\$ 1,075.00
Redpath, William	Reimbursed BA Travel	\$ -	\$ 869.76
Total Disbursements:		\$ 190.00	\$ 2,614.76

**CHAIR'S DISCRETIONARY DISBURSEMENTS FOR 2023**

Chair	Memo	MTD	YTD
None		\$ -	\$ -