

Libertarian National Committee - Membership Report

"Donor" Totals - Oct-14

4 Year & 12 Month Comparison

	Dec-10	Dec-11	Dec-12	Dec-13	Oct-13	Nov-13	Dec-13	Jan-14	Feb-14	Mar-14	Apr-14	May-14	Jun-14	Jul-14	Aug-14	Sep-14	Oct-14	
Active w-MEM	14077	13468	13749	13670	13485	13682	13670	13615	13693	13978	14075	14212	14136	14260	14134	13734	13442	
Active w/out MEM	991	859	1194	967	831	826	967	1084	1095	1113	1101	1154	1146	1023	1018	990	944	
Total Active Donors	15068	14327	14943	14637	14316	14508	14637	14699	14788	15091	15176	15366	15282	15283	15152	14724	14386	
Percent Change	2.76%	-4.92%	4.30%	0.89%	0.02%	1.34%	0.89%	0.42%	0.61%	2.05%	0.56%	1.25%	-0.55%	0.01%	-0.86%	-2.82%	-2.30%	
Lapsed/Drop MEM	845	1379	1381	1245	1445	1132	1245	870	637	758	663	634	594	608	637	945	1385	
Lapse w/out MEM	33	74	76	82	201	54	82	58	24	41	39	26	44	27	31	75	98	
Lapsed/Drop Total	878	1453	1457	1327	1646	1186	1327	928	661	799	702	660	638	635	668	1020	1483	
Percent Change	19.46%	65.49%	0.28%	11.89%	30.32%	-27.95%	11.89%	-30.07%	-28.77%	20.88%	-12.14%	-5.98%	-3.33%	-0.47%	5.20%	52.69%	45.39%	
New Donors w-MEM	143	256	240	267	362	293	267	234	199	321	270	219	125	148	153	94	235	
New w/out MEM	13	26	38	168	24	17	168	128	18	25	8	37	27	5	18	17	10	
New Total	156	282	278	435	386	310	435	362	217	346	278	256	152	153	171	111	245	
Percent Change	-25.36%	80.77%	-1.42%	40.32%	31.74%	-19.69%	40.32%	-16.78%	-40.06%	59.45%	-19.65%	-7.91%	-40.63%	0.66%	11.76%	-35.09%	120.72%	
Renewed w-MEM	921	900	708	966	1139	1036	966	581	516	722	490	552	393	584	358	451	858	
Renewed w/out MEM	71	61	57	55	124	32	55	47	17	34	19	42	9	-101	8	30	42	
Total Renewals	992	961	765	1021	1263	1068	1021	628	533	756	509	594	402	483	366	481	900	
Percent Change	52.38%	-3.13%	-20.40%	-4.40%	74.21%	-15.44%	-4.40%	-38.49%	-15.13%	41.84%	-32.67%	16.70%	-32.32%	20.15%	-24.22%	31.42%	87.11%	
Total "MEM"	119731	121850	126900	130507	129833	130187	130507	130841	131091	131396	131735	131994	132151	132475	132622	132736	133118	
Percent Change	2.14%	1.77%	4.14%	0.25%	0.00%	0.27%	0.25%	0.26%	0.19%	0.23%	0.26%	0.20%	0.12%	0.25%	0.11%	0.09%	0.29%	
Total "LIFETIME"	2096	2142	2208	2295	2276	2290	2295	2304	2308	2309	2312	2319	2377	2441	2443	2445	2445	
Total "BSM"	14309	13589	13824	13869	13363	13402	13869	13836	13764	13919	14027	14189	14092	14158	13963	13533	13437	
Last Year vs. This Year																		
Active w-MEM	13485	13442	Change	12 Mo Ave														
Active w/out MEM	831	944	-0.32%	13886														
Total Active Donors	14316	14386	0.49%	14924														
Lapsed/Dropped	1646	1483	-9.90%	892														
New Donors	386	245	-36.53%	253														
Renewals	1263	900	-28.74%	645														
				Active Donors w-MEM =	13442													
				Lapsed & Zero Dues MEM =	119676													
				Total "MEM" w-Signed Certificate =	133118													
				Member Signed Certificate =	"MEM"													
				Total "BSM" =	13437													
				Bylaws Defined Sustaining Member =	"BSM"													

Oct-14 MEMBERSHIP BY STATE --- ACTIVE AND NON ACTIVE

STATE	TOTAL "MEM"	ACTIVE "MEM"	ACTIVE "SUB"	TOTAL "ACTIVE"	TOTAL "BSM"
AK	663	63	1	64	64
AL	1692	169	11	180	167
AR	874	99	6	105	101
AZ	3126	307	24	331	305
CA	19280	1734	123	1857	1705
CO	3641	397	28	425	400
CT	1491	175	9	184	169
DC	355	29	5	34	30
DE	379	32	3	35	33
FL	7820	734	88	822	722
GA	5876	396	30	426	395
HI	528	58	7	65	56
IA	1009	107	5	112	105
ID	745	54	1	55	55
IL	4462	458	36	494	454
IN	3126	383	14	397	397
KS	1224	159	5	164	164
KY	1154	113	6	119	118
LA	1062	137	10	147	140
MA	2813	218	11	229	220
MD	2399	264	23	287	255
ME	800	56	4	60	57
MI	5123	436	20	456	443
MN	2011	193	12	205	192
MO	2315	239	24	263	239
MS	690	96	6	102	99

STATE	TOTAL "MEM"	ACTIVE "MEM"	ACTIVE "SUB"	TOTAL "ACTIVE"	TOTAL "BSM"
MT	501	59	4	63	59
NC	3306	347	22	369	342
ND	211	34	1	35	33
NE	648	84	4	88	83
NH	1339	127	7	134	130
NJ	3046	273	22	295	276
NM	1116	103	16	119	100
NV	1898	236	10	246	234
NY	4923	543	55	598	545
OH	5151	930	20	950	969
OK	1017	104	5	109	99
OR	2189	166	22	188	164
PA	5825	515	38	553	512
RI	315	25	1	26	23
SC	1670	169	9	178	164
SD	252	43	2	45	41
TN	2350	224	8	232	226
TX	8846	937	87	1024	931
UT	1130	84	14	98	80
VA	4618	626	31	657	634
VT	398	31	3	34	32
WA	4268	347	25	372	345
WI	1897	178	13	191	183
WV	590	56	2	58	54
WY	315	30	1	31	29
XX	641	65	10	75	64

	TOTAL "MEM"	ACTIVE "MEM"	ACTIVE "SUB"	TOTAL "ACTIVE"	TOTAL "BSM"
TOTALS	133118	13442	944	14386	13437

DEFINITIONS: MEM = Member Signed Certificate

Total MEM = Total # Constituents Per State w-Member Signed Certificate

ACTIVE MEM = Current Dues Paying or Lifetime Donor w-Signed Certificate

ACTIVE SUB (ACTIVE NON MEM) = Current Dues Paying or Lifetime Donors Who Have NOT Signed the Certificate (Formerly Called "Subscriber")

TOTAL ACTIVE = Current Dues Paying or Lifetime Donor

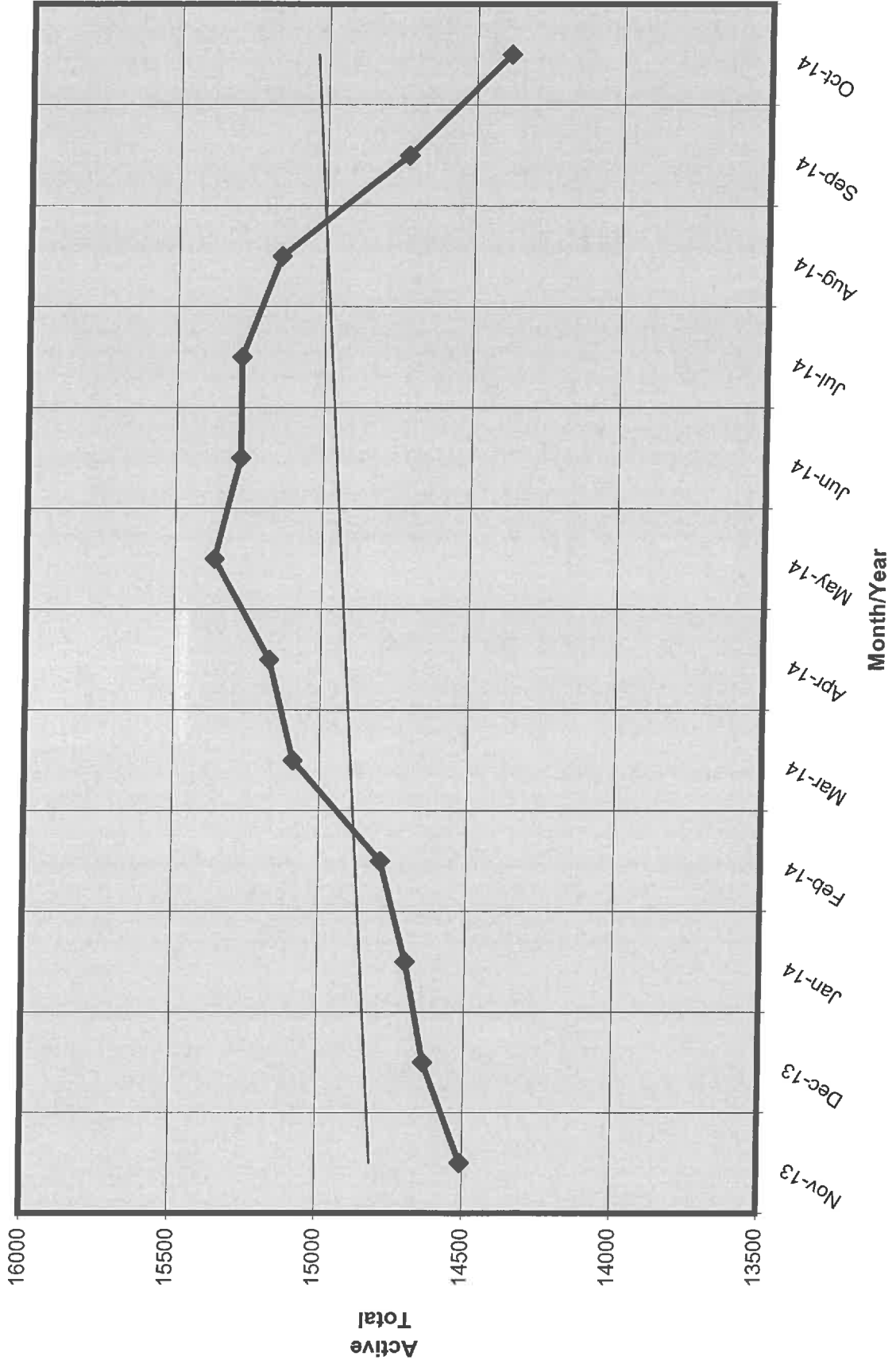
BSM = By Law Definition of "Sustaining Member" and number used for delegate count

(Art 5-3: "Sustaining member" is any Party member who has given at least \$25 to the Party in the prior twelve months, or who is a life member.)

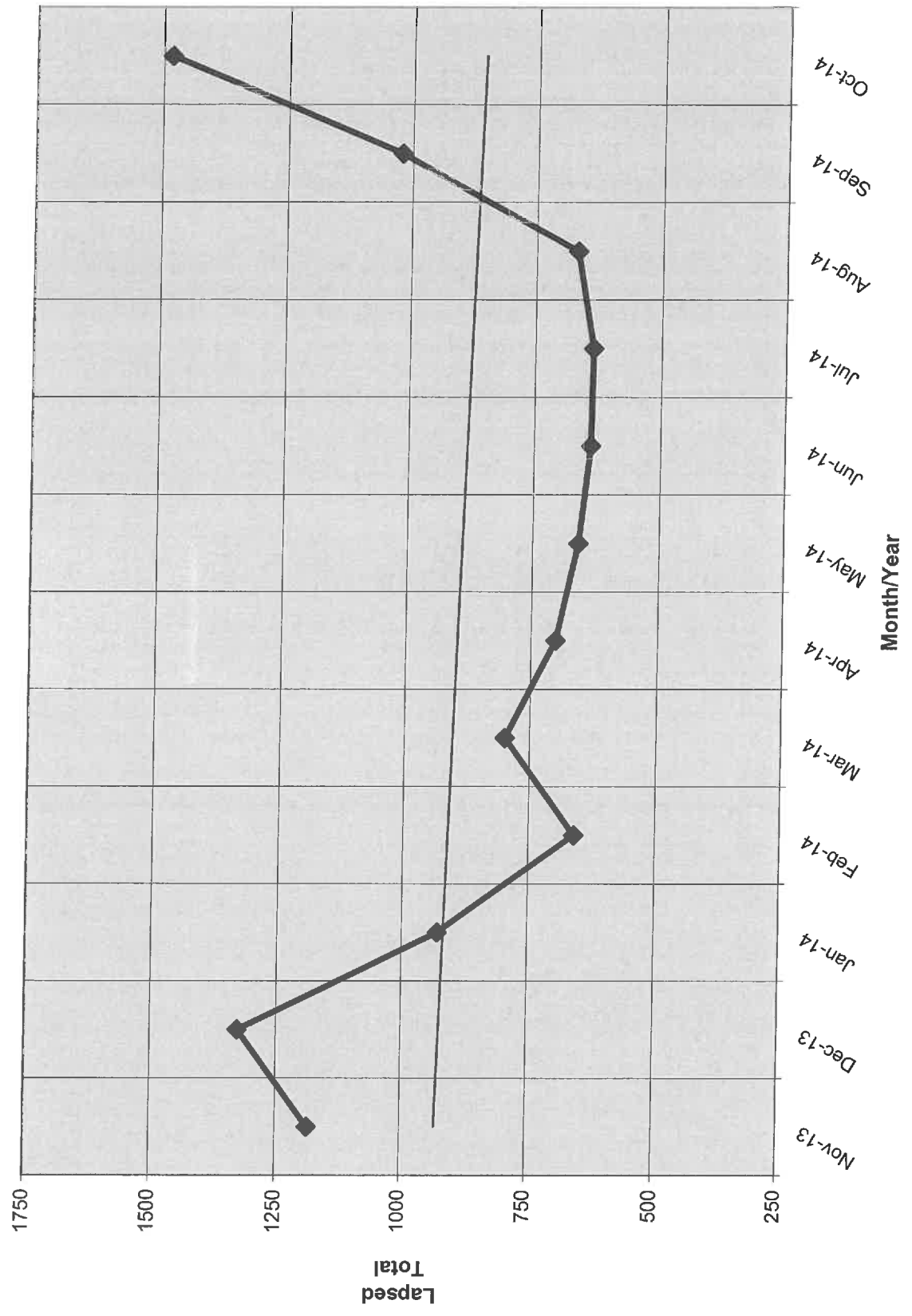
SUSTAINING MEMBERSHIP STATE RANKINGS - "BSM"

State	Total BSM	Rank	State	Total BSM	Rank
CA	1705	1	OR	164	27
OH	969	2	SC	164	28
TX	931	3	LA	140	29
FL	722	4	NH	130	30
VA	634	5	KY	118	31
NY	545	6	IA	105	32
PA	512	7	AR	101	33
IL	454	8	NM	100	34
MI	443	9	MS	99	35
CO	400	10	OK	99	36
IN	397	11	NE	83	37
GA	395	12	UT	80	38
WA	345	13	AK	64	39
NC	342	14	MT	59	40
AZ	305	15	ME	57	41
NJ	276	16	HI	56	42
MD	255	17	ID	55	43
MO	239	18	WV	54	44
NV	234	19	SD	41	45
TN	226	20	DE	33	46
MA	220	21	ND	33	47
MN	192	22	VT	32	48
WI	183	23	DC	30	49
CT	169	24	WY	29	50
AL	167	25	RI	23	51
KS	164	26	XX	64	52

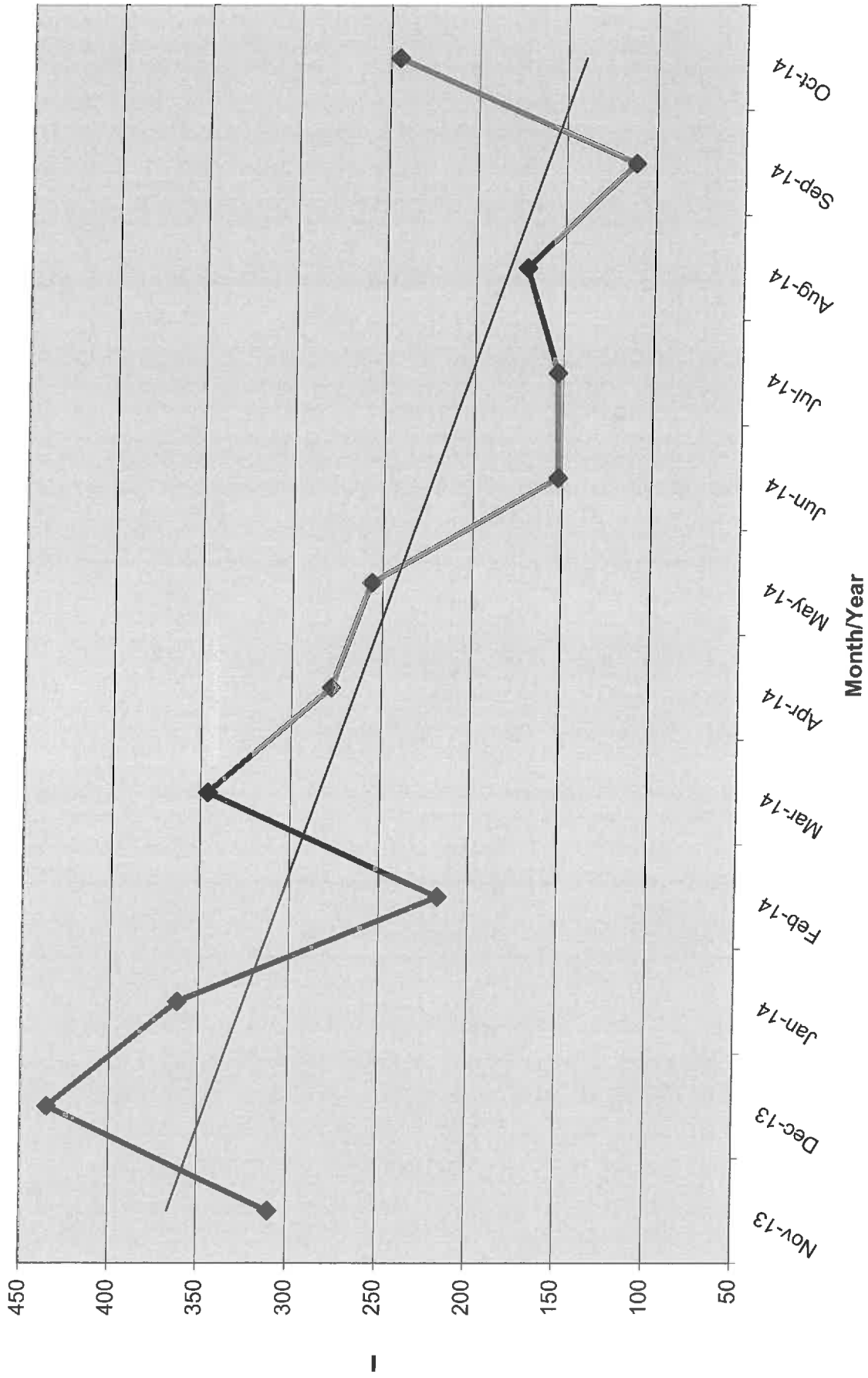
Active Donors - Past 12 Months



Lapsed - Dropped - Donors - Past 12 Months



New Donors Past 12 Months



Renew Donors - Past 12 Months

