

Libertarian National Committee - Membership Report

"Donor" Totals - Jun-08

18 Month Comparison

	Jan-07	Feb-07	Mar-07	Apr-07	May-07	Jun-07	Jul-07	Aug-07	Sep-07	Oct-07	Nov-07	Dec-07	Jan-08	Feb-08	Mar-08	Apr-08	May-08	Jun-08
Active w-MEM	11344	11921	12144	12333	12692	13133	13359	13551	13492	13149	13309	14181	14171	13908	13809	13579	13820	14121
Active w/out MEM	803	891	965	852	791	792	817	822	794	769	771	924	941	1011	1032	1025	1057	1087
Total	12147	12812	13109	13185	13483	13925	14176	14373	14286	13918	14080	15105	15112	14919	14841	14604	14877	15208
Percent Change	3.01%	5.47%	2.32%	0.58%	2.26%	3.28%	1.80%	1.39%	-0.61%	-2.58%	1.16%	7.28%	0.05%	-1.28%	-0.52%	-1.60%	1.87%	2.22%

Lapsed MEM	336	396	783	659	671	613	547	587	743	1367	812	718	724	1028	1111	959	1137	1052
Lapes w/out MEM	22	22	35	114	70	49	49	52	35	60	24	13	27	59	79	76	94	29
Lapsed Total	358	418	818	773	741	662	596	639	778	1427	836	731	751	1087	1190	1035	1231	1081
Percent Change	-63.62%	16.76%	95.69%	-5.50%	-4.14%	-10.66%	-9.97%	7.21%	21.75%	83.42%	-41.42%	-12.56%	2.74%	44.74%	9.48%	-13.03%	18.94%	-12.19%

New Donors w-MEM	240	196	196	170	181	299	195	244	230	285	165	319	228	287	208	291	955	591
New w/out MEM	0	2	0	0	0	4	0	0	0	0	1	83	33	107	36	35	75	15
New Total	240	198	196	170	181	303	195	244	230	285	166	402	261	394	244	326	1030	606
Percent Change	81.82%	-17.50%	-1.01%	-13.27%	6.47%	67.40%	-35.64%	25.13%	-5.74%	23.91%	-41.75%	142.17%	-35.07%	50.96%	-38.07%	33.61%	215.95%	-41.17%

Renewed w-MEM	426	777	810	678	849	755	578	535	454	739	807	1271	486	478	804	438	423	762
Renewed w/out MEM	47	108	109	1	9	46	74	57	7	35	25	83	11	22	64	34	51	44
Total Renewals	473	885	919	679	858	801	652	592	461	774	832	1354	497	500	868	472	474	806
Percent Change	-24.20%	87.10%	3.84%	-26.12%	54.20%	-6.64%	-18.60%	-9.20%	-22.13%	67.90%	7.49%	62.74%	-63.29%	0.60%	73.60%	-45.62%	0.42%	70.04%

Active MEM	11344	11921	12144	12333	12692	13133	13359	13551	13492	13149	13309	14181	14171	13908	13809	13579	13820	14121
Zero Dues MEM	93754	93537	93517	93438	93479	93163	93082	93127	93410	94021	94018	93567	93824	94355	94640	95183	95510	95783
Total "MEM"	105098	105458	105661	105771	106171	106296	106441	106678	106902	107170	107327	107748	107995	108263	108449	108762	109330	109904
Percent Change	0.35%	0.34%	0.19%	0.10%	0.38%	0.12%	0.14%	0.22%	0.21%	0.25%	0.15%	0.39%	0.23%	0.25%	0.17%	0.29%	0.52%	0.53%

Total "LIFETIME"	1861	n/a	n/a	n/a	n/a	n/a	n/a	n/a	1908	1918	1921	1930	1930	1933	1936	1937	1941	1947
-------------------------	-------------	------------	------------	------------	------------	------------	------------	------------	-------------	-------------	-------------	-------------	-------------	-------------	-------------	-------------	-------------	-------------

Last Year vs. This Year

	Jun-07	Jun-08	Change
Active w-MEM	13133	14121	7.52%
Active w/out MEM	792	1087	37.25%
Total Active	13925	15208	9.21%
Lapsed	662	1081	63.29%
New Donors	303	606	100.00%
Renewals	801	806	0.62%

Active Donors w-MEM = 14121

Lapsed & Zero Dues MEM = 95783

Total "MEM" w-Signed Certificate = 109904

Member Signed Certificate = "MEM"

Jun-08 MEMBERSHIP BY STATE --- ACTIVE AND NON ACTIVE

<u>STATE</u>	<u>TOTAL "MEM"</u>	<u>NON ACTIVE "MEM"</u>	<u>ACTIVE "MEM"</u>	<u>ACTIVE "SUB"</u>	<u>TOTAL "ACTIVE"</u>
AK	607	534	73	2	75
AL	1312	1113	199	23	222
AR	684	594	90	5	95
AZ	2636	2293	343	29	372
CA	17609	15664	1945	148	2093
CO	2993	2534	459	41	500
CT	1228	1040	188	13	201
DC	294	258	36	6	42
DE	326	283	43	4	47
FL	6370	5476	894	70	964
GA	5175	4601	574	32	606
HI	443	385	58	4	62
IA	811	706	105	9	114
ID	610	551	59	2	61
IL	3658	3160	498	47	545
IN	2446	2113	333	27	360
KS	1009	863	146	7	153
KY	864	753	111	9	120
LA	779	657	122	7	129
MA	2512	2248	264	22	286
MD	1983	1694	289	28	317
ME	683	613	70	8	78
MI	4517	4015	502	37	539
MN	1681	1464	217	15	232
MO	1841	1585	256	22	278
MS	460	415	45	8	53

<u>STATE</u>	<u>TOTAL "MEM"</u>	<u>NON ACTIVE "MEM"</u>	<u>ACTIVE "MEM"</u>	<u>ACTIVE "SUB"</u>	<u>TOTAL "ACTIVE"</u>
MT	409	357	52	9	61
NC	2602	2249	353	23	376
ND	130	111	19	0	19
NE	469	402	67	2	69
NH	1201	1050	151	14	165
NJ	2558	2249	309	29	338
NM	946	829	117	8	125
NV	1466	1250	216	16	232
NY	3881	3314	567	65	632
OH	3746	3140	606	48	654
OK	779	677	102	11	113
OR	1916	1711	205	15	220
PA	4937	4378	559	35	594
RI	222	198	24	0	24
SC	1307	1034	273	15	288
SD	187	154	33	1	34
TN	1877	1582	295	12	307
TX	6659	5851	808	64	872
UT	920	829	91	6	97
VA	3379	2825	554	31	585
VT	353	318	35	6	41
WA	3694	3299	395	18	413
WI	1510	1291	219	14	233
WV	504	446	58	3	61
WY	266	226	40	3	43
OTHER	455	401	54	14	68

	<u>TOTAL "MEM"</u>	<u>NON ACTIVE "MEM"</u>	<u>ACTIVE "MEM"</u>	<u>ACTIVE "SUB"</u>	<u>TOTAL "ACTIVE"</u>
TOTALS	109904	95783	14121	1087	15208

<u>STATE</u>	<u>STATE RANKINGS - TOP 15</u>			
	<u>TL MEM</u>	<u>ACT MEM</u>	<u>ACT SUB</u>	<u>TL ACT</u>
CA	17609	1945	148	2093
FL	6370	894	70	964
TX	6659	808	64	872
OH	3746	606	48	654
GA	5175	574	32	606
NY	3881	567	65	632
PA	4937	559	35	594
VA	3379	554	31	585
MI	4517	502	37	539
IL	3658	498	47	545
CO	2993	459	41	500
WA	3694	395	18	413
NC	2602	353	23	376
AZ	2636	343	29	372
IN	2446	333	27	360

DEFINITIONS: MEM = Member Signed Certificate

Total MEM = Total # Constituents Per State w-Member Signed Certificate

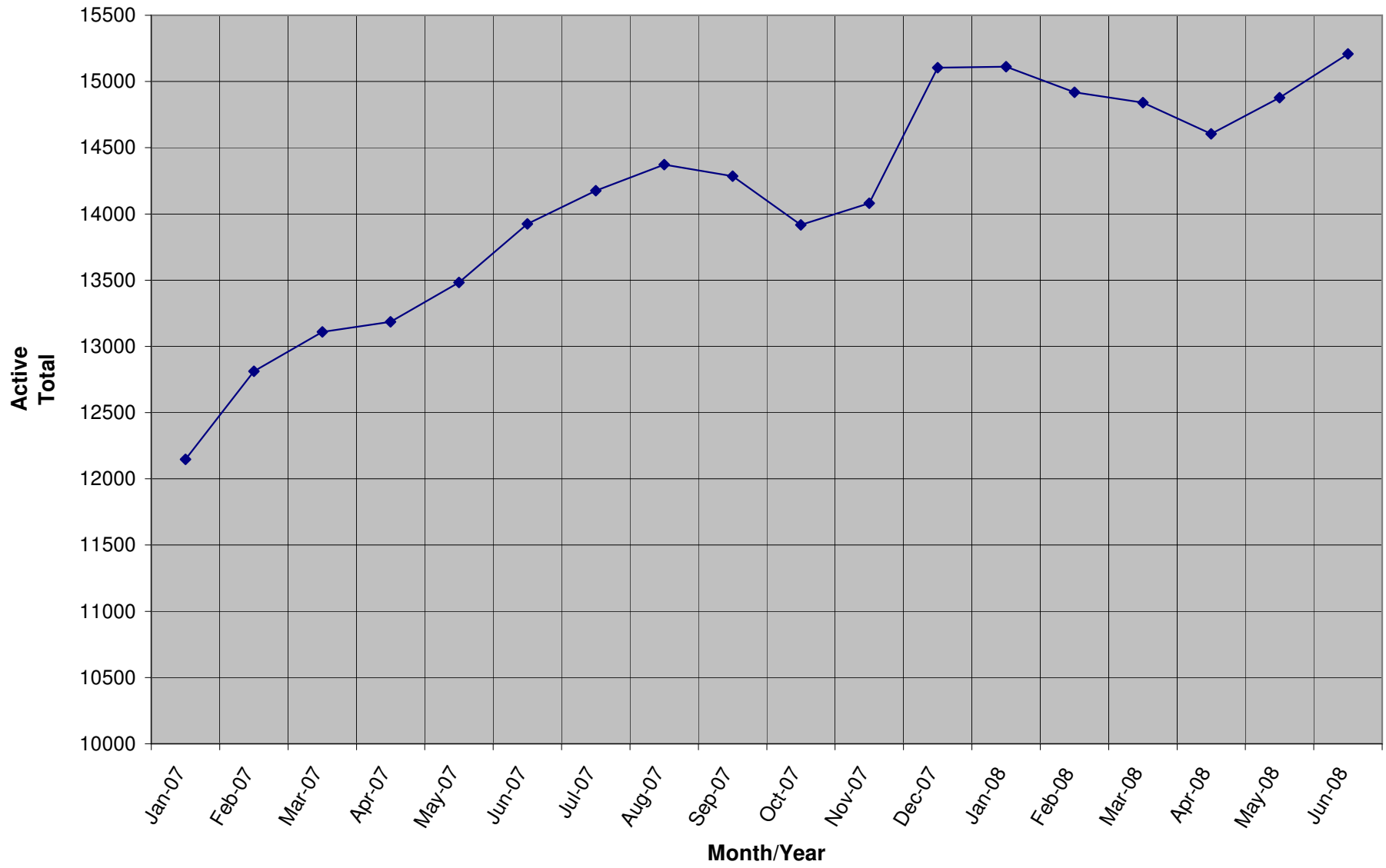
NON ACTIVE MEM = Const w-Signed Certificate who are Lapsed or Inquires ("Zero Dues Member")

ACTIVE MEM = Current Dues Paying or Lifetime Donor w-Signed Certificate (By Law Definition of "Sustaining Member" and number used for delegate count)

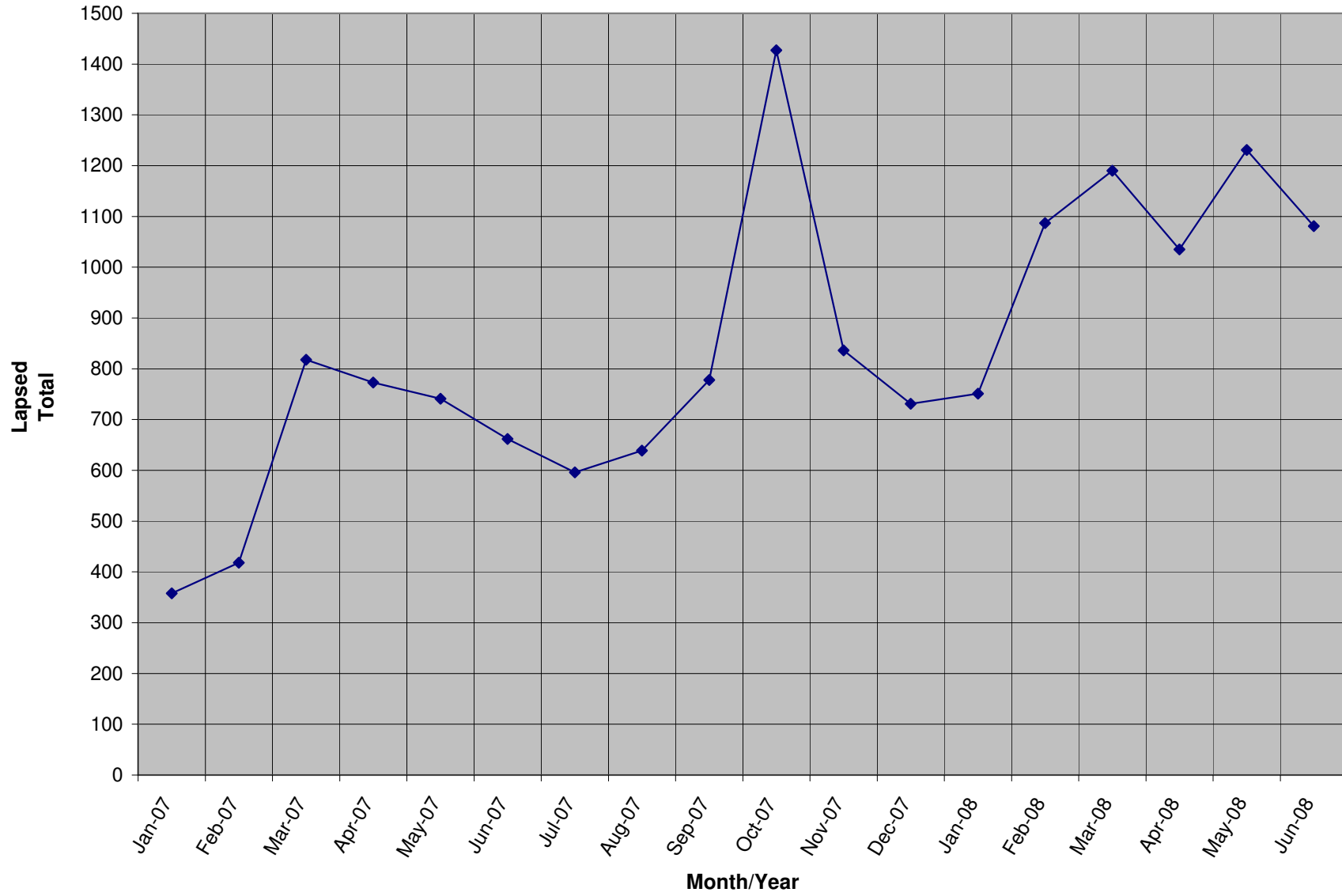
ACTIVE SUB (ACTIVE NON MEM) = Current Dues Paying or Lifetime Donors Whoe Have NOT Signed the Certificate (Formerly Called "Subscriber")

TOTAL ACTIVE = Current Dues Paying or Lifetime Donor

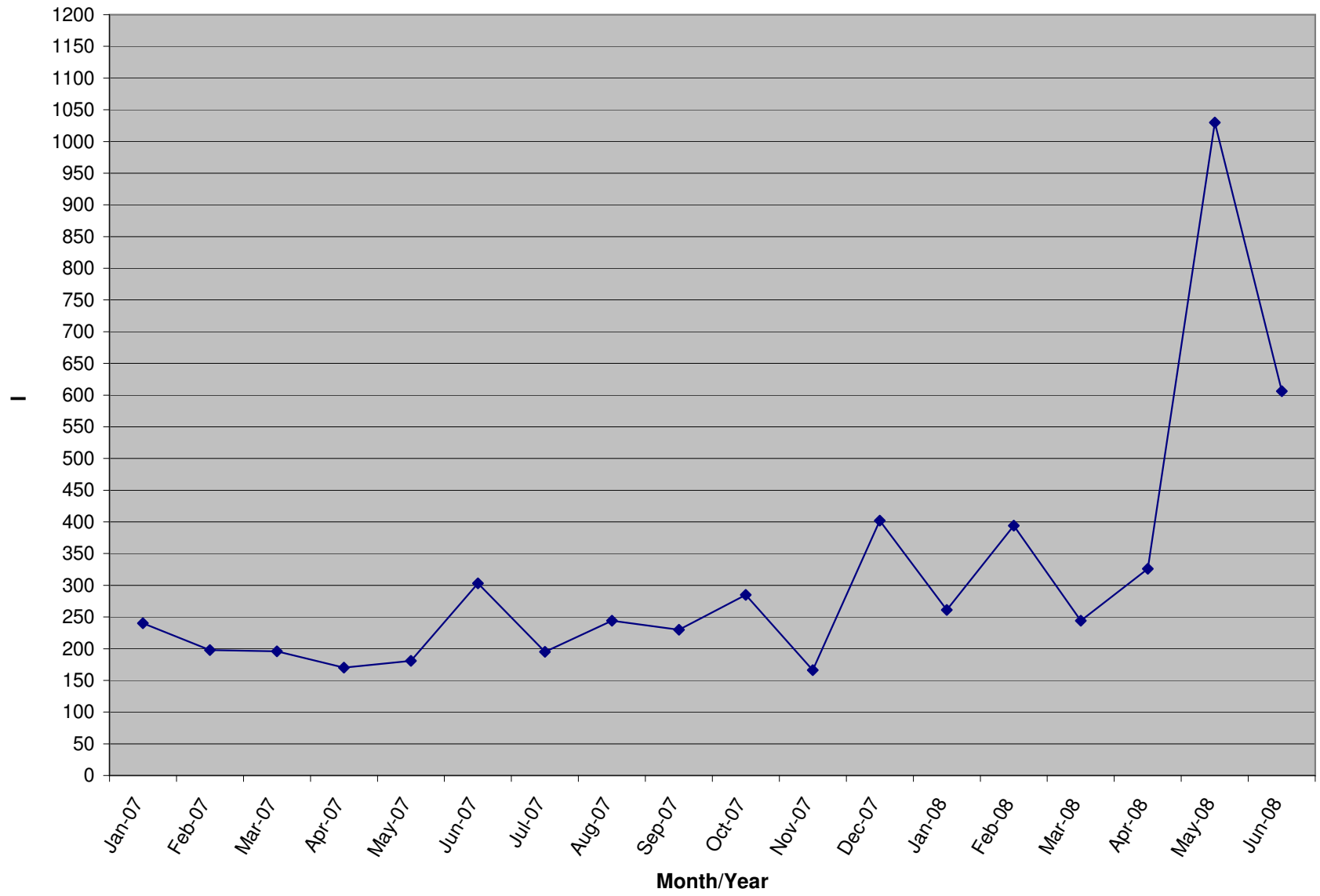
Active Donors



Lapsed Donors



New Donors



Renew Donors

