



NOVEMBER 2023 END OF MONTH FINANCIAL REPORTS

Page 2 – EOM Sustaining Membership and Revenue Charts and Graphs

Page 4 – EOM Financial Summary Reports

Page 6 - P&L BtoA Detail by Month

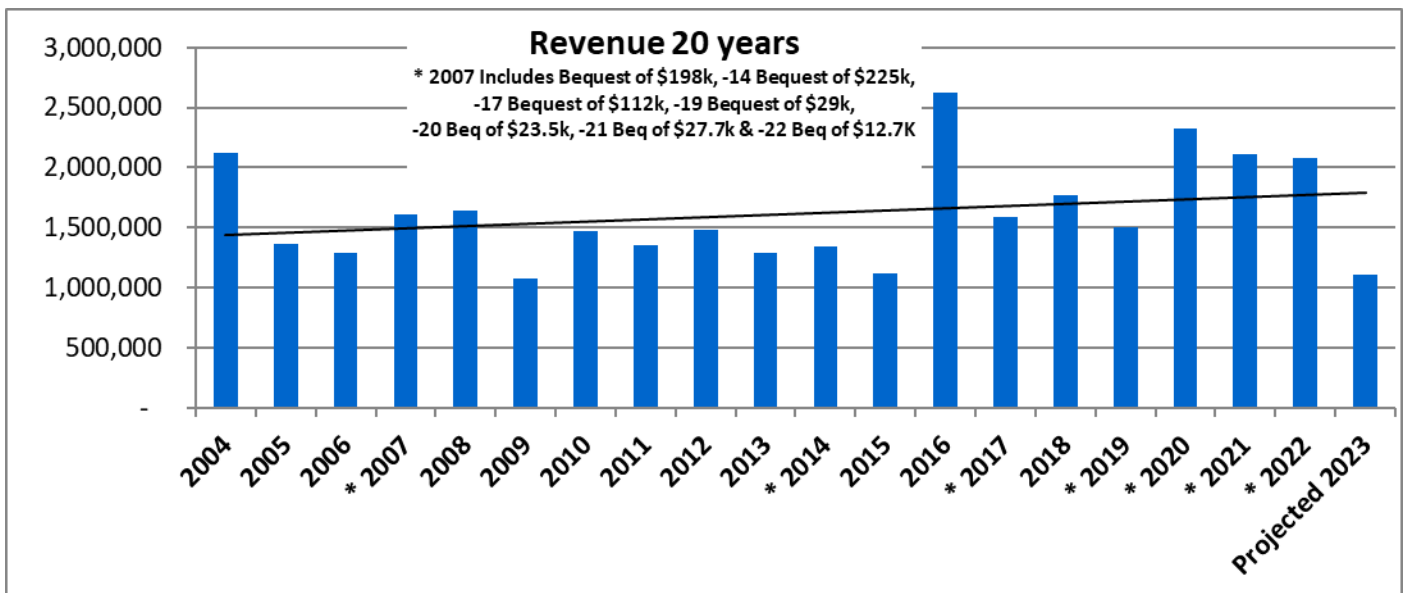
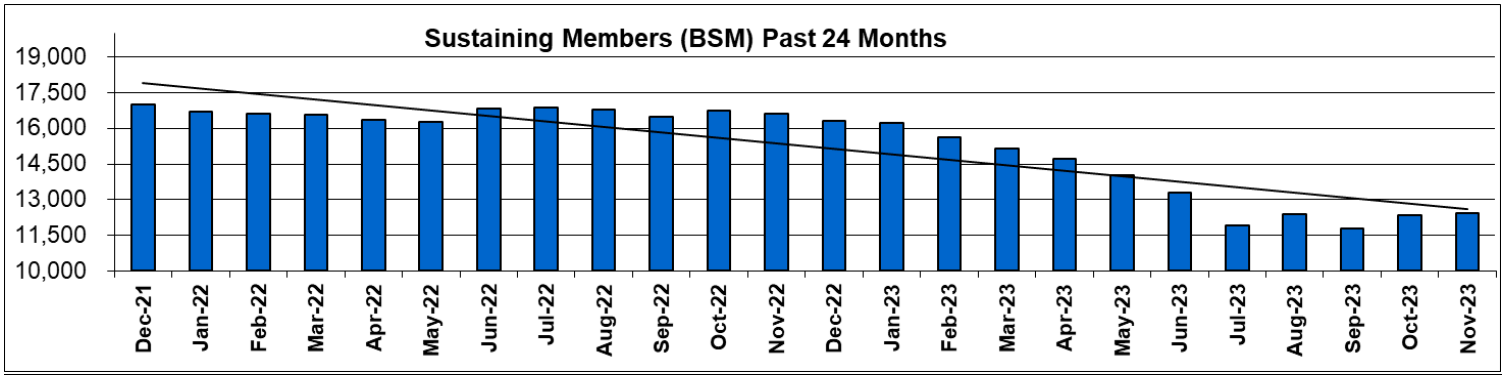
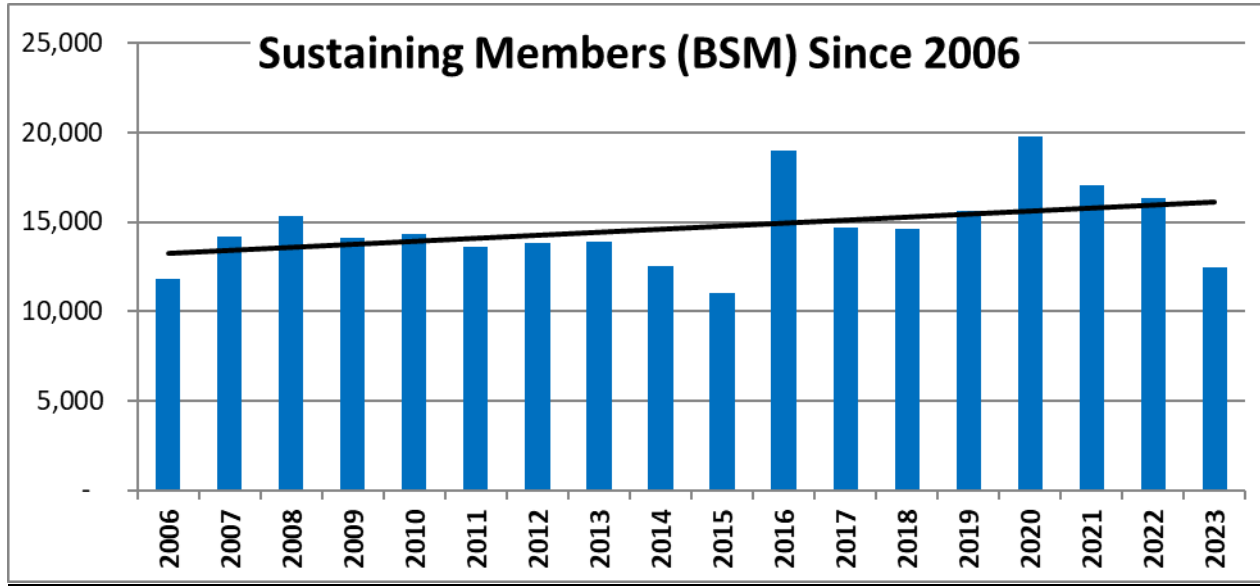
Page 9 – Balance Sheet Curr v. Prior Month Comparison

Page 11 - Cash Flow Report

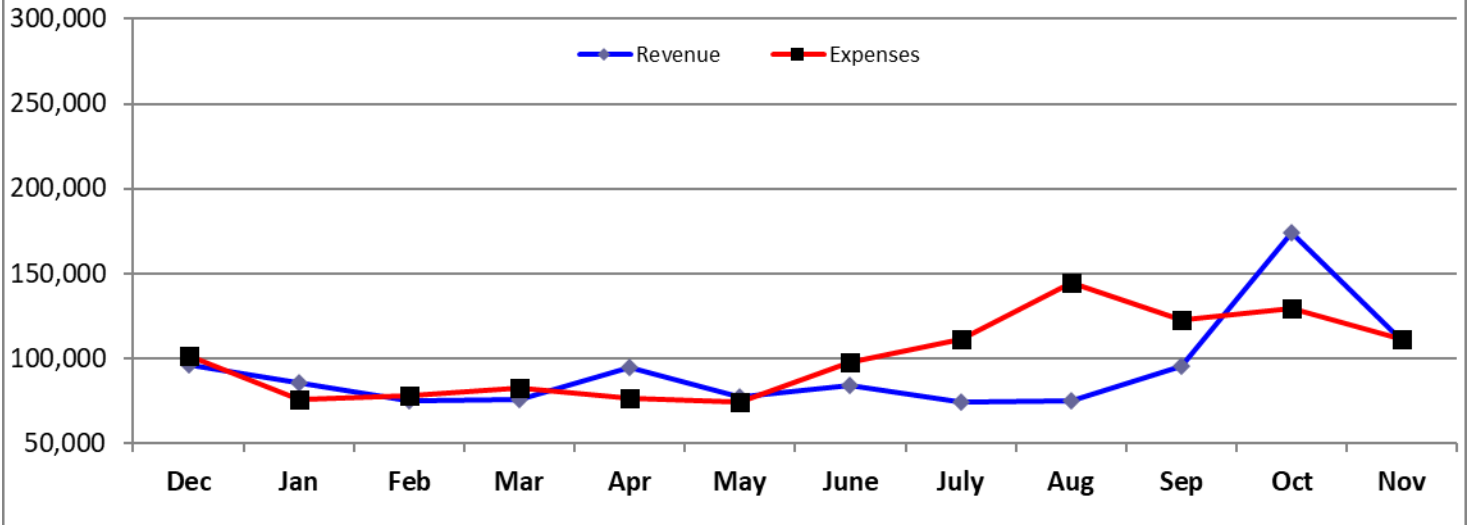
Page 12 – Related Party Transactions – *Updated through 12/15/2023*

Page 12 – Chair’s Discretionary Disbursements

End of Month Reports – Charts



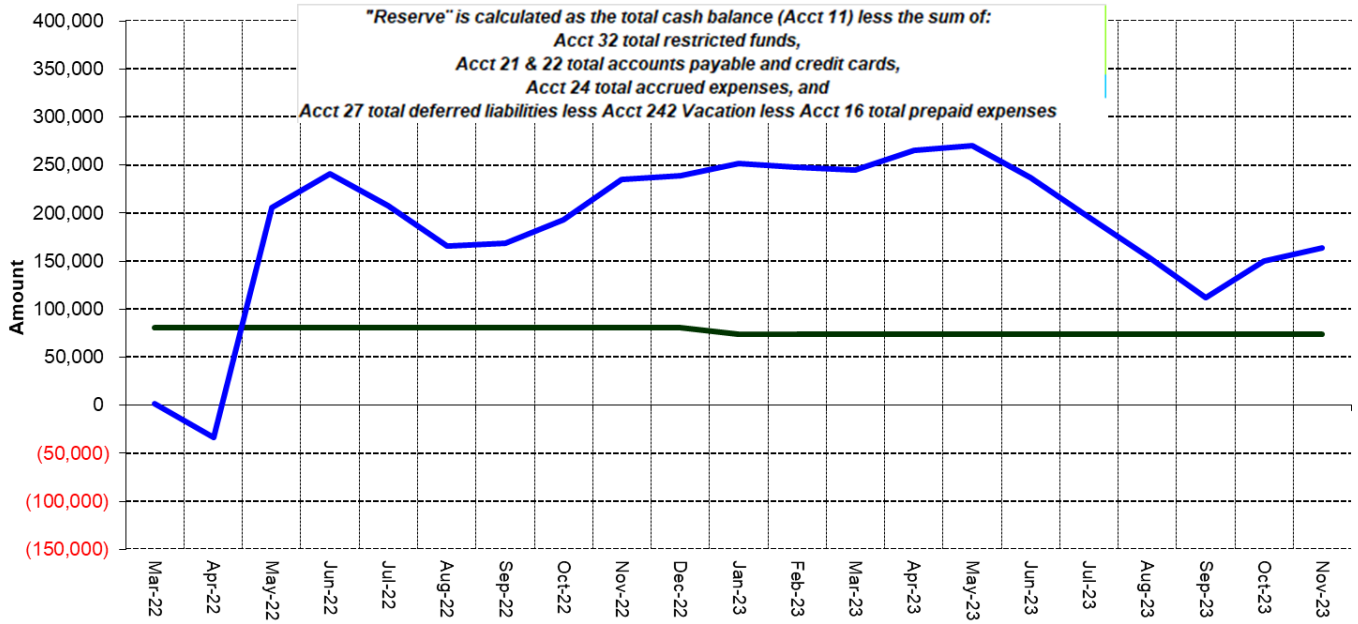
Monthly Revenue and Expenses - Past 12 Months - * Non Convention



Reserve Adequacy Trend (24 Months)

2023 Monthly Resv Target = \$74,120 * - Curr Month Resv = \$163,649

* Budget Amended 01/23



End of Month Reports – Financial Summary

Revenue - by Function as % of Total 2019 thru 2023 (Not Including Convention Packages)

	2019	2020	2021	2022	2023
Membership Revenue	622,486	879,035	700,830	618,573	334,738
% Total Non Conv Revenue	41%	42%	33%	36%	33%
General Fundraising	648,038	843,565	1,050,462	969,607	659,321
% Total Non Conv Revenue	43%	40%	50%	57%	65%
Project/Program/Other	230,807	363,056	357,632	120,567	25,946
% Total Non Conv Revenue	15%	17%	17%	7%	3%
Total Non Convention Revenue	1,501,331	2,085,656	2,108,924	1,708,747	1,020,004

P&L Acct Summary Last Month Plus YTD

January through November 2023

	Jan 23	Feb 23	Mar 23	Apr 23	May 23	Jun 23	Jul 23	Aug 23	Sep 23	Oct 23	Nov 23	TOTAL
Revenue												
4-4000 - Fundraising Membership Prog Rev	85,079	73,691	74,959	93,832	76,476	82,956	70,795	74,073	94,997	172,288	109,710	1,008,857
4-4100 - Restricted Project Revenue	316	1,047	527	443	1,028	1,002	680	596	543	1,595	442	8,221
4-4200 - Convention & Special Event Rev							2,192					2,192
4200 - 49999 - Events, Program, Other							733					733
Net Assets released from Restriction									5,842			5,842
Total Revenue	85,395	74,738	75,486	94,276	77,504	83,958	74,400	74,670	101,382	173,883	110,152	1,025,845
Expense												
7-7000 - Fundraising Membership Prog Exp	16,961	16,592	13,450	14,480	12,562	24,168	52,054	16,782	24,859	54,154	41,482	287,543
8000 - Salary & Related Expense	41,632	45,483	42,924	39,626	43,541	48,452	39,078	66,213	23,458	42,535	36,429	469,370
8100 - Admin & Overhead Expense	7,593	6,711	11,980	8,946	8,595	10,340	10,468	23,929	14,877	13,799	25,676	142,913
8200 - Professional Services	8,490	7,418	12,050	11,240	7,727	12,730	7,861	35,703	57,527	17,139	5,905	183,790
8300 - Depreciation Expense	1,846	1,846	1,846	1,846	1,846	1,846	1,846	1,846	1,846	1,846	1,846	20,305
Total Expense	76,521.66	78,049.30	82,249.60	76,137.89	74,270.89	97,535.03	111,307	144,472	122,567	129,473	111,337	1,103,921
Net Operating Income	8,873	(3,311)	(6,763)	18,138	3,233	(13,577)	(36,906)	(69,803)	(21,185)	44,411	(1,186)	(78,076)
Released from Restriction									(5,842)			(5,842)
Net Income	8,873	(3,311)	(6,763)	18,138	3,233	(13,577)	(36,906)	(69,803)	(27,027)	44,411	(1,186)	(83,918)

P&L Acct Summary Last Month Plus YTD (CONVENTION RESTRICTED)

January through November 2023

	Jan 23	Feb 23	Mar 23	Apr 23	May 23	Jun 23	Jul 23	Aug 23	Sep 23	Oct 23	Nov 23	TOTAL
Revenue												
Convention & Special Event Rev		243			3,802	12,513	11,865		4,332	8,198	8,874	49,826
Total Revenue	0	243	0	0	3,802	12,513	11,865	0	4,332	8,198	8,874	49,826
Expense												
Events and Conventions Exp			169								1,105	1,274
Total Expense	-	-	169.00	-	-	-	-	-	-	-	1,105	1,274
Net Operating Income	0	243	(169)	0	3,802	12,513	11,865	0	4,332	8,198	7,769	48,552
Net Income	0	243	(169)	0	3,802	12,513	11,865	0	4,332	8,198	7,769	48,552

Libertarian National Committee Inc

Balance Sheet Summary As of November 30, 2023

	TOTAL
ASSETS	
Current Assets	
Bank Accounts	236,614.85
Accounts Receivable	0.00
Other Current Assets	14,531.24
Total Current Assets	\$251,146.09
Fixed Assets	759,252.31
Other Assets	0.00
TOTAL ASSETS	\$1,010,398.40
LIABILITIES AND EQUITY	
Liabilities	
Current Liabilities	
Accounts Payable	9,146.12
Credit Cards	1,248.55
Other Current Liabilities	83,247.70
Total Current Liabilities	\$93,642.37
Long-Term Liabilities	0.00
Total Liabilities	\$93,642.37
Equity	916,756.03
TOTAL LIABILITIES AND EQUITY	\$1,010,398.40

Profit & Loss Budget vs. Actual
January through November 2023

	Nov-23			Total			Temp. Restriction Convention	
	Actual	Budget	over Budget	Actual	Budget	over Budget	Nov-23	Total
	Income							
4-4000 Fundraising Membership Prog Rev								
4000.10 Recurring Monthly Revenue	31,238	68,000	(36,762)	480,199	631,000	(150,801)		
4000.20 Other Membership Revenue	57,964	64,746	(6,782)	334,738	371,972	(37,234)		
4000.30 General Fundraising Revenue	10,325	35,523	(25,198)	130,866	258,897	(128,031)		
4000.40 Ballot Access - Voter Reg Rev	3,894	25,000	(21,106)	48,256	220,000	(171,744)		
4000.50 Campaign Candidate Support Rev	3,796	5,000	(1,204)	11,251	44,000	(32,749)		
4000.60 Affiliate Support Revenue	2,220	1,000	1,220	2,061	10,000	(7,939)		
4000.70 Historic Preservation Revenue	273	250	23	1,781	2,500	(720)		
Total 4-4000 Fundraising Membership Prog Rev	109,710	199,519	(89,809)	1,009,151	1,538,369	(529,218)		
4-4100 Restricted Project Revenue								
4100.10 Building Fund Revenue	172	2,000	(1,828)	2,153	20,000	(17,847)		
4100.20 Legal Fund Revenue	270	300	(31)	6,068	3,000	3,068		
Total 4-4100 Restricted Project Revenue	442	2,300	(1,858)	8,221	23,000	(14,779)		
4-4999 Civi Unclassified								
4200 Events and Conventions								
4200-20 Conv Fundraising - Unrestricted				0	2,221	0	2,221	
4200-30 Other Events				0	410	0	410	
Total 4200 Events and Conventions	0	0	0	2,631	0	2,631	8,874	49,826
4800 Misc Income								
4850 Net Assets Released from Restriction				0	5,842	0		
Total 4800 Misc Income	0	0	0	5,842	0	5,842		
Total Income	110,152	201,819	(91,667)	1,025,846	1,561,369	(535,524)	8,874	49,826
Gross Profit	110,152	201,819	(91,667)	1,025,846	1,561,369	(535,524)	8,874	49,826

Profit & Loss Budget vs. Actual
January through November 2023

Temp. Restriction
Convention
Nov-23 Total

	Nov-23			Total				
	Actual	Budget	over Budget	Actual	Budget	over Budget	Nov-23	Total
Expenses								
7-7000 Fundraising Membership Prog Exp								
7000.10 Recurring Monthly Expense	(270)	10,000	(10,270)	9,288	110,000	(100,712)		
7000.20 Other Membership Expense		2,500	(2,500)	14,232	27,500	(13,268)		
7000.30 General Fundraising Expense	19,792	8,000	11,792	91,011	96,000	(4,989)		
7000.40 Ballot Access Fundraising Exp	7,000	1,500	5,500	14,567	13,500	1,067		
7000.50 Building Fundraising Expense		100	(100)	0	1,000	(1,000)		
7000.60 Credit Card Fees Expense	(1,911)	5,858	(7,769)	40,686	45,310	(4,624)		
7000.80 Core Services Expense								
7000.81 Outreach & Activism Expense	10,535	9,000	1,535	63,171	76,000	(12,829)		
7000.84 Ballot Access Petitioning Exp	2,500	50,000	(47,500)	39,370	150,000	(110,630)		
7000.86 Ballot Access Legal Expense		10,000	(10,000)	4,000	20,000	(16,000)		
7000.87 Ballot Access Lobbying Exp		2,500	(2,500)	0	22,500	(22,500)		
7000.88 Campaign Candidate Support Exp	3,492	0	3,492	8,809	49,000	(40,191)		
7000.89 Affiliate Support Expense		0	0	21	0	21		
7000.90 Historic Preservation Expense	345	250	95	2,392	2,250	142		
Total 7000.80 Core Services Expense	16,872	71,750	(54,878)	117,763	319,750	(201,987)		
Total 7-7000 Fundraising Membership Prog Exp	41,482	99,708	(58,226)	287,545	613,060	(325,515)		
8000 Salary & Related Expense								
8005 Salary Hourly Bonus Sick & Vac	32,915	46,000	(13,085)	377,178	485,000	(107,822)		
8010 Hourly Wages (Admin Portion)	3,534		3,534	5,395	0	5,395		
8015 Contractor Admin & Internships	(5,320)	0	(5,320)	18,706	500	18,206		
8020 Employer Cont to P/R Tax	2,533	2,589	(56)	30,219	22,410	7,809		
8030 Employer Cont to 401K & Adm	217	1,866	(1,649)	7,232	16,134	(8,902)		
8040 Fed & State Unemployment		50	(50)	923	550	373		
8050 Fed & State Rev & Admn Tax	(173)	0	(173)	(173)	0	(173)		
8060 Health Insurance	943	3,521	(2,578)	20,579	30,479	(9,900)		
8065 Workers Comp Insurance		130	(130)	1,615	1,370	245		
8070 Other Bens, Gdwill & Training		60	(60)	0	660	(660)		
8080 Payroll Service Fees	1,780	215	1,565	8,875	2,285	6,590		
Total 8000 Salary & Related Expense	36,429	54,431	(18,002)	470,549	559,388	(88,839)		
							Convention Fundraising Expense	
							1,105	1,274
							1,105	1,274

**Profit & Loss Budget vs. Actual
January through November 2023**

	Nov-23			Total			Temp. Restriction Convention	
	Actual	Budget	over Budget	Actual	Budget	over Budget	Nov-23	Total
	8100 Admin & Overhead Expense							
8110 Ofc Supplies & Non Cap Equipt	180	180	0	1,738	1,820	(82)		
8120 Telephone & Data Services	1,119	750	369	10,049	7,250	2,799		
8125 Equipment Leases & Maint.		75	(75)	0	725	(725)		
8130 Postage & Shipping	1,216	200	1,016	5,805	1,500	4,305		
8140 Travel, Meeting, & Meals Exp	3,216	1,000	2,216	28,813	24,700	4,113		
8160 Insurance - D/O Cyber - Other	1,225	1,500	(275)	14,239	16,500	(2,261)		
8170 Occupancy Expenses								
8170-20 Utilities Expense	533	420	113	4,760	4,580	180		
8170-30 Property Taxes, Fees & Permits	777	750	27	10,091	8,250	1,841		
8170-40 Maintenance, Cleaning & Repairs	411	420	(9)	5,093	4,580	513		
8170-50 Property / GL Insurance	241	250	(9)	2,615	2,750	(135)		
8170-60 Assc Fees, Rent & Storage		240	(240)	1,260	2,360	(1,100)		
Total 8170 Occupancy Expenses	1,961	2,080	(119)	23,819	22,520	1,299		
8180 Printing & Copying	11	500	(489)	2,475	5,500	(3,025)		
8190 Software, Hardware & Other IT	16,192	4,697	11,495	52,034	51,663	371		
8195 Other Expenses & Bank Fees	556	333	223	3,942	3,666	276		
Total 8100 Admin & Overhead Expense	25,676	11,315	14,361	142,912	135,844	7,068		
8200 Professional Services								
8210 Legal								
8210-10 Legal - General	7,272	6,250	1,022	85,948	68,750	17,198		
Total 8210 Legal	7,272	6,250	1,022	85,948	68,750	17,198		
8220 Accounting	8,879	0	8,879	65,609	18,000	47,609		
8230 FEC Filing & Consulting	2,000	5,000	(3,000)	24,000	45,000	(21,000)		
8240 Computer Services	(12,246)	6,000	(18,246)	8,234	74,000	(65,766)		
8250 Other Professional Services		250	(250)	0	2,750	(2,750)		
Total 8200 Professional Services	5,905	17,500	(11,595)	183,790	208,500	(24,710)		
8300 Depreciation Expense	1,846	2,000	(154)	20,305	22,000	(1,695)		
Total Expenses	111,337	184,954	(73,617)	1,105,102	1,538,792	(433,690)	Total Expenses	1,105 1,274
Net Operating Income	(1,186)	16,865	(18,051)	(79,256)	22,577	(101,833)		
Other Income								
8600 Released from Restriction			0	(5,842)	0	(5,842)		
Total Other Income	0	0	0	(5,842)	0	(5,842)		
Net Other Income	0	0	0	(5,842)	0	(5,842)		
Net Income	(1,186)	16,865	(18,051)	(85,098)	22,577	(107,675)	Net Income	7,769 48,552

Balance Sheet Current vs Prior Month

	As of Nov 30, 2023	As of Oct 31, 2023 (PP)	Change	%Change
ASSETS				
Current Assets				
Bank Accounts				
11 Cash	0	0	0	
111U PNC Checking 8115 (Unrest)	141,361	142,625	(1,264)	-0.89%
112U Truist xxx8394 (Unrestricted)	91,635	67,351	24,283	36.05%
115R Truist xxx5311 (Rest Legal)	3,619	3,619	0	0.00%
Total 11 Cash	236,615	213,595	23,020	10.78%
Total Bank Accounts	236,615	213,595	23,020	10.78%
Other Current Assets				
1501 Undeposited Funds - civi	5,928	17,913	(11,985)	-66.91%
16 Prepaid Expenses	0	0	0	
166 Prepaid Insurance	7,329	8,795	(1,466)	-16.67%
167 Prepaid Convention - Spec Event			0	
167-10 Prepaid Convention General Exp	1,274	169	1,105	653.89%
Total 167 Prepaid Convention - Spec Event	1,274	169	1,105	653.89%
Total 16 Prepaid Expenses	8,603	8,964	(361)	-4.02%
Total Other Current Assets	14,531	26,876	(12,345)	-45.93%
Total Current Assets	251,146	240,472	10,674	4.44%
Fixed Assets				
17 Fixed Assets			0	
172 Furniture & Fixtures	25,879	25,879	0	0.00%
173 Office Equipment	16,797	16,797	0	0.00%
174 Computer Hardware	36,449	36,449	0	0.00%
175 Computer Software	134,614	134,614	0	0.00%
177 Office Building	0	0	0	
177-10 Physical Structure	477,119	477,119	0	0.00%
177-20 Land	347,881	347,881	0	0.00%
Total 177 Office Building	825,000	825,000	0	0.00%
178 Ofc Imprmnt Acq & Capt Expense	70,519	70,519	0	0.00%
179 Accumulated Depreciation	(350,005)	(348,159)	(1,846)	-0.53%
Total 17 Fixed Assets	759,252	761,098	(1,846)	-0.24%
Total Fixed Assets	759,252	761,098	(1,846)	-0.24%
TOTAL ASSETS	1,010,398	1,001,570	8,829	0.88%

Balance Sheet Current vs Prior Month

	As of Nov 30, 2023	As of Oct 31, 2023 (PP)	Change	% Change
LIABILITIES AND EQUITY				
Liabilities				
Current Liabilities				
Accounts Payable				
21 Accounts Payable	8,997	13,055	(4,058)	-31.08%
Taxes Payable	149		149	
Total Accounts Payable	9,146	13,055	(3,909)	-29.94%
Credit Cards				
22 Credit Cards			0	
2225 BB&T Visa	1,249	1,700	(451)	-26.56%
Total 22 Credit Cards	1,249	1,700	(451)	-26.56%
Total Credit Cards	1,249	1,700	(451)	-26.56%
Other Current Liabilities				
24 Accrued Expenses			0	
241 Accrued Payroll	15,395	12,026	3,369	28.01%
242 Accrued Vacation	13,803	12,589	1,214	9.64%
245 Accrued Real Estate Tax	777	0	777	
Total 24 Accrued Expenses	29,975	24,616	5,359	21.77%
26 Accrued Organizational Taxes			0	
264 Sales Tax Liability			0	
264-1 Sales Tax Liability - CA	105	35	70	197.68%
264-2 Sales Tax Liability - CO	0	0	0	
264-2-1 Douglas County	34	12	22	183.46%
264-2-2 Jefferson County	11		11	
264-2-3 Arapahoe County	46	28	18	63.95%
264-2-4 Boulder County	8	4	4	100.00%
264-2-5 El Paso County	2	1	1	100.00%
264-2-6 Adams County	10	5	5	100.00%
Total 264-2 Sales Tax Liability - CO	111	50	61	121.10%
264-3 Sales Tax Liability - PA	36	14	22	161.19%
264-4 Sales Tax Liability - TX	121	46	74	159.66%
264-5 Sales Tax Liability - VA	70	22	48	215.66%
Total 264 Sales Tax Liability	442	168	275	163.69%
Total 26 Accrued Organizational Taxes	442	168	275	163.69%
27 Deferred Liabilities			0	
272 Deferred Convention Revenue	0	0	0	
272-20 Deferred Convention Fundraising	49,826	40,952	8,874	21.67%
Total 272 Deferred Convention Revenue	49,826	40,952	8,874	21.67%
276 Joint Affiliate Portion of Rev	3,005	3,138	(133)	-4.24%
Total 27 Deferred Liabilities	52,831	44,090	8,741	19.82%
Total Other Current Liabilities	83,248	68,873	14,374	20.87%
Total Current Liabilities	93,642	83,628	10,014	11.97%
Total Liabilities	93,642	83,628	10,014	11.97%
Equity				
31 General Operating	1,000,124	1,000,124	0	0.00%
32 Temp. Restricted Balances			0	
3204 Fund - Campus	1,730	1,730	0	0.00%
Total 32 Temp. Restricted Balances	1,730	1,730	0	0.00%
Net Income	(85,098)	(83,912)	(1,186)	-1.41%
Total Equity	916,756	917,942	(1,186)	-0.13%
TOTAL LIABILITIES AND EQUITY	1,010,398	1,001,570	8,829	0.88%

Libertarian National Committee Inc
Statement of Cash Flows
January - November, 2023

	Nov 2023	Total
OPERATING ACTIVITIES		
Net Income	(1,186)	(85,098)
Adjustments to reconcile Net Income to Net Cash provided by operations:		0
12 Accounts Receivable		0
1501 Undeposited Funds - civi	11,985	(5,928)
1503 Undeposited Funds - Sq / PayPal		0
1504 Undeposited Funds - Cash	0	0
161-10 Prepaid Expenses :Bulk Mail Account:Prepaid Bulk Mail VA		711
166 Prepaid Expenses :Prepaid Insurance	1,466	(812)
167-10 Prepaid Expenses :Prepaid Convention - Spec Event:Prepaid Convention General Exp	(1,105)	(1,274)
169 Prepaid Expenses :Other Prepaid Expense	0	5,870
21 Accounts Payable	(4,058)	8,115
Taxes Payable	149	149
2225 Credit Cards :BB&T Visa	(451)	1,249
241 Accrued Expenses :Accrued Payroll	3,369	(4,468)
242 Accrued Expenses :Accrued Vacation	1,214	(8,266)
244 Accrued Expenses :Other Accrued Expenses	0	(3,381)
245 Accrued Expenses :Accrued Real Estate Tax	777	777
251 Accrued Payroll Taxes :Payroll Tax Liabilities		0
252 Accrued Payroll Taxes :401(k) Liability	0	0
264-1 Accrued Organizational Taxes :Sales Tax Liability :Sales Tax Liability - CA	70	105
264-2 Accrued Organizational Taxes :Sales Tax Liability :Sales Tax Liability - CO		0
264-2-1 Accrued Organizational Taxes :Sales Tax Liability :Sales Tax Liability - CO :Douglas County	22	34
264-2-2 Accrued Organizational Taxes :Sales Tax Liability :Sales Tax Liability - CO :Jefferson County	11	11
264-2-3 Accrued Organizational Taxes :Sales Tax Liability :Sales Tax Liability - CO :Arapahoe County	18	46
264-2-4 Accrued Organizational Taxes :Sales Tax Liability :Sales Tax Liability - CO :Boulder County	4	8
264-2-5 Accrued Organizational Taxes :Sales Tax Liability :Sales Tax Liability - CO :El Paso County	1	2
264-2-6 Accrued Organizational Taxes :Sales Tax Liability :Sales Tax Liability - CO :Adams County	5	10
264-3 Accrued Organizational Taxes :Sales Tax Liability :Sales Tax Liability - PA	22	36
264-4 Accrued Organizational Taxes :Sales Tax Liability :Sales Tax Liability - TX	74	121
264-5 Accrued Organizational Taxes :Sales Tax Liability :Sales Tax Liability - VA	48	70
272-20 Deferred Liabilities :Deferred Convention Revenue :Deferred Convention Fundraising	8,874	49,826
276 Deferred Liabilities :Joint Affiliate Portion of Rev	(133)	3,005
Total Adjustments to reconcile Net Income to Net Cash provided by operations:	22,359	46,013
Net cash provided by operating activities	21,174	(39,085)
INVESTING ACTIVITIES		
179 Fixed Assets :Accumulated Depreciation	1,846	20,305
Net cash provided by investing activities	1,846	20,305
FINANCING ACTIVITIES		
31 General Operating		5,929
3210 Temp. Restricted Balances :Fund - Building		(4,635)
3213 Temp. Restricted Balances :Fund - Legal Action Fund		(1,293)
Net cash provided by financing activities	0	0
Net cash increase for period	23,020	(18,780)

RELATED PARTY TRANSACTIONS AS OF: 12/15/2023

Related Party Donations	BSM Expires	Date of Last Contribution	Amount	YTD Contributions	Lifetime Giving (Since 1990)	Liberty Pledge Club
Gary Alvstad	Life Member	12/02/23	\$ 50.00	\$ 200.00	\$ 3,906.60	
David Benner III	03/30/24	03/30/23	\$ 25.00	\$ 50.00	\$ 787.00	
Dustin Blankenship	12/27/23	12/04/23	\$ 25.00	\$ 552.86	\$ 1,169.36	Yes
Richard Bowen	12/31/23	12/01/23	\$ 21.00	\$ 282.00	\$ 3,219.00	Yes
Richard Burke	09/20/24	10/31/23	\$ 25.00	\$ 50.00	\$ 1,381.15	
Joshua Clark	12/31/23	08/01/23	\$ 125.00	\$ 875.00	\$ 2,279.00	Yes
Martin Cowen	Life Member	12/03/23	\$ 51.50	\$ 1,963.41	\$ 8,001.73	Yes
Randall Daniel	01/01/24	02/05/23	\$ 25.00	\$ 95.00	\$ 660.75	
Otto Dassing	01/01/24	12/01/23	\$ 25.00	\$ 400.00	\$ 1,152.50	Yes
Miguel Duque	08/04/23	07/10/23	\$ 33.99	\$ 109.08	\$ 309.83	Yes
Joseph Ecklund	11/06/23	02/03/23	\$ 25.00	\$ 25.00	\$ 469.00	
Carrie Eiler	Life Member	11/07/23	\$ 104.20	\$ 174.20	\$ 2,595.72	
Bryan Elliott	Life Member	05/15/23	\$ 20.00	\$ 635.00	\$ 4,756.00	
Patrick Ford	08/01/24	08/25/23	\$ 100.00	\$ 145.00	\$ 1,145.30	
Linnea Gabbard	03/26/24	06/26/23	\$ 5.00	\$ 40.00	\$ 831.75	
Todd Hagopian	Life Member	12/08/23	\$ 50.00	\$ 1,636.86	\$ 6,974.86	Yes
Robley Hall	12/31/23	12/01/23	\$ 5.00	\$ 60.00	\$ 594.00	Yes
Adam Haman	06/18/24	11/27/23	\$ 48.43	\$ 336.04	\$ 959.04	
Caryn Ann Harlos	Life Member	12/01/23	\$ 128.75	\$ 2,603.11	\$ 13,791.08	Yes
Meredith Hays	05/28/23	12/02/23	\$ 30.00	\$ 107.10	\$ 232.10	
Gregory Hertzsch	06/01/24	12/01/23	\$ 10.00	\$ 2,368.00	\$ 20,276.15	
William Hyman	04/01/24	12/01/23	\$ 5.15	\$ 61.80	\$ 903.65	Yes
Adrian Malagon	08/31/22	12/01/23	\$ 5.15	\$ 315.10	\$ 2,025.45	
Angela McArdle	12/31/23	12/01/23	\$ 5.00	\$ 1,080.02	\$ 3,959.62	Yes
Dustin Nanna	06/08/24	06/08/23	\$ 25.00	\$ 747.55	\$ 4,915.55	
Steven Nekhaila	Life Member	12/01/23	\$ 100.00	\$ 2,400.00	\$ 10,440.45	Yes
Connor Nepomuceno	03/01/24	12/01/23	\$ 5.00	\$ 96.05	\$ 3,243.52	
Donavan Pantke, in memoriam	12/08/23	08/31/23	\$ 52.50	\$ 1,265.50	\$ 6,221.30	
William Redpath	Life Member	11/24/23	\$ 17.00	\$ 205.00	\$ 137,081.00	
Michael Rufo	07/23/23	12/03/23	\$ 154.50	\$ 654.50	\$ 2,602.00	
Joshua Smith	05/04/23	12/11/23	\$ 5.00	\$ 184.34	\$ 2,453.34	
Mark Tuniewicz	Life Member	08/28/23	\$ 100.00	\$ 121.63	\$ 4,771.58	
Beth Vest	Life Member	12/11/23	\$ 10.30	\$ 123.60	\$ 3,109.30	
Andrew Watkins	Life Member	11/10/23	\$ 25.00	\$ 225.00	\$ 2,543.00	
Katherine Yeniscavich	Life Member	12/14/23	\$ 10.30	\$ 742.67	\$ 3,029.01	
Total Contributions (Curr Board):			\$ 1,452.77	\$ 20,930.42	\$ 262,790.69	
Related Party Disbursements				Memo	MTD Disbursements	YTD Disbursements
Free Libertarian Party New Mexico				State Membership Transfer	\$ -	\$ 75.00
LPAK - LP Alaska				State Membership Transfer	\$ -	\$ 550.00
LPCA - LP California				State Membership Transfer	\$ 796.13	\$ 1,496.13
LPOH - LP Ohio				Ballot Access	\$ 7,500.00	\$ 7,500.00
LPME - LP ME				Ballot Access	\$ 2,500.00	\$ 2,500.00
LP - North Dakota				Membership	\$ 7,000.00	\$ 7,000.00
LPVA - LP Virginia				State Membership Transfer		\$ 21.11
Redpath, William				Reimbursed BA Travel	\$ -	\$ 869.76
				Total Disbursements:	\$ 17,796.13	\$ 20,012.00
CHAIR'S DISCRETIONARY DISBURSEMENTS FOR 2023						
Chair				Memo	MTD	YTD
Angela McArdle				Reimbursement General Fundraising		\$ 1,297.15